

เอกสารแบบ 27
เอกสารอนุญาตห้องปฏิบัติการ

เอกสารแนบท้ายหนังสือรับข้อเสนอแนะของหน่วยงานปฏิบัติภารกิจวิเคราะหฺ์เอกชน
บริษัท เอแอลเอส แลอบราทอรี กรุ๊ป (ประเทศไทย) จำกัด
ที่ อก ๐๓๑๐(๑)/ ๒๕๖๕
ลงวันที่ ๒๘ มกราคม ๒๕๖๕
เลขทะเบียน ๖-๒๐๔



ที่ อก ๐๓๑๐(๑)/ ๒๐๖๕

กรมโรงงานอุตสาหกรรม
ถนนพระรามที่ ๖ เขตราชเทวี
กรุงเทพมหานคร ๑๐๔๐๐

๒๘ มกราคม ๒๕๖๕

เรื่อง ข้อเสนอแนะข้อเสนอแนะของหน่วยงานปฏิบัติภารกิจวิเคราะหฺ์เอกชน
เรียน กรรมการผู้จัดการ บริษัท เอแอลเอส แลอบราทอรี กรุ๊ป (ประเทศไทย) จำกัด
อ้างถึง คำขอขึ้นทะเบียน/ต่ออายุ/เปลี่ยนแปลงเอกสาร และขอขึ้นทะเบียนของหน่วยงานวิเคราะหฺ์เอกชน
ลงวันที่ ๓๐ กรกฎาคม ๒๕๖๓
สิ่งที่ส่งมาด้วย ๑. รายชื่อผู้ควบคุมดูแลห้องปฏิบัติการวิเคราะหฺ์ จำนวน ๑ แผ่น
๒. รายชื่อเจ้าหน้าที่ประจำห้องปฏิบัติการวิเคราะหฺ์ จำนวน ๕ แผ่น
๓. ขอบข่ายสารเคมีที่ได้รับขึ้นทะเบียนจากกรมโรงงานอุตสาหกรรม จำนวน ๓๑ แผ่น

ตามที่หนังสือที่อ้างถึง บริษัท เอแอลเอส แลอบราทอรี กรุ๊ป (ประเทศไทย) จำกัด ขอต่ออายุ
ขอขึ้นทะเบียนห้องปฏิบัติการวิเคราะหฺ์เอกชน เลขทะเบียน ๖-๒๐๔ สถานที่ตั้งเลขที่ ๑๐๔
ขอพัฒนาการ ๔๐ ถนนพัฒนาการ แขวงพัฒนาการ เขตสวนหลวง กรุงเทพมหานคร
ต่อกรมโรงงานอุตสาหกรรม นั้น

กรมโรงงานอุตสาหกรรมพิจารณาแล้ว ให้บริษัท เอแอลเอส แลอบราทอรี กรุ๊ป (ประเทศไทย)
จำกัด ต่ออายุหนังสือขึ้นทะเบียนห้องปฏิบัติการวิเคราะหฺ์เอกชน โดยมีคํ่าประกอบดังนี้
ก. ผู้ควบคุมดูแลห้องปฏิบัติการวิเคราะหฺ์ จำนวน ๖ ราย ตามสิ่งที่ส่งมาด้วย ๑
ข. เจ้าหน้าที่ประจำห้องปฏิบัติการวิเคราะหฺ์ จำนวน ๑๖๖ ราย ตามสิ่งที่ส่งมาด้วย ๒
ค. ขอบข่ายสารเคมีที่ได้รับขึ้นทะเบียนไว้วิเคราะหฺ์ในรายชื่อ จำนวน ๕๔ รายการ นำได้ต้น
จำนวน ๑๖๖ รายการ อากาศเสีย ๑๖ รายการ สิ่งปฏิกูลหรือวัสดุที่ไม่ใช้แล้ว จำนวน ๓๕ รายการ และดิน
จำนวน ๑๒๕ รายการ รวมทั้งสิ้นจำนวน ๓๖๑ รายการ ตามสิ่งที่ส่งมาด้วย ๓

หนังสือฉบับนี้จะหมดอายุในวันที่ ๒ กันยายน ๒๕๖๖ หากประสงค์จะต่ออายุหนังสือ
รับขึ้นทะเบียนห้องปฏิบัติการวิเคราะหฺ์เอกชน ให้ยื่นคํ่าขอต่ออายุพร้อมเอกสารประกอบคํ่าขอ
ต่อกรมโรงงานอุตสาหกรรม ภายใน ๓๐ วัน ก่อนวันสิ้นสุดของหนังสือรับขึ้นทะเบียนห้องปฏิบัติการวิเคราะหฺ์
เอกชน ซึ่งคํ่าขอต่ออายุดังกล่าวขอรับได้ที่กรมโรงงานอุตสาหกรรม

จึงเรียนมาเพื่อทราบ

ขอแสดงความนับถือ



กองวิจัยและเตือนภัยมลพิษโรงงาน
กลุ่มมาตรฐานวิเคราะหฺ์ทดสอบแลพิษและทะเบียนห้องปฏิบัติการ
โทร. ๐ ๒๒๐๒ ๔๑๔๖ ๐ ๒๒๐๒ ๔๐๐๒
โทรสาร ๐ ๒๓๕๕ ๓๒๐๘ ๐ ๒๓๕๕ ๓๔๑๕

- ๒ -

เอกสารแนบท้ายหนังสือรับรองการขึ้นทะเบียนห้องปฏิบัติการวิเคราะห์เอกชน
บริษัท เอแอลเอส แลборатори กรุ๊ป (ประเทศไทย) จำกัด เลขทะเบียน ว-๒๐๐๔
ที่ อก ๐๓๑๐(๑)/๑๐๖๕ ลงวันที่ ๒๘ มกราคม ๒๕๖๕
ข. เจ้าหน้าที่ประจำห้องปฏิบัติการวิเคราะห์ จำนวน ๑๖๒ ราย

- ๑) ๑
- ๒) ๑
- ๓) ๑
- ๔) ๑
- ๕) ๑
- ๖) ๑
- ๗) ๑
- ๘) ๑
- ๙) ๑
- ๑๐) ๑
- ๑๑) ๑
- ๑๒) ๑
- ๑๓) ๑
- ๑๔) ๑
- ๑๕) ๑
- ๑๖) ๑
- ๑๗) ๑
- ๑๘) ๑
- ๑๙) ๑
- ๒๐) ๑
- ๒๑) ๑
- ๒๒) ๑
- ๒๓) ๑
- ๒๔) ๑
- ๒๕) ๑
- ๒๖) ๑
- ๒๗) ๑
- ๒๘) ๑
- ๒๙) ๑
- ๓๐) ๑
- ๓๑) ๑
- ๓๒) ๑
- ๓๓) ๑
- ๓๔) ๑

- 03 -



- 04 -



เอกสารแนบท้ายหนังสือรับต่ออายุขึ้นทะเบียนห้องปฏิบัติการวิเคราะห์เอกชน
บริษัท เอแอลเอส แล็บอราทอรี กรุ๊ป (ประเทศไทย) จำกัด เลขทะเบียน ๖-๒๐๔
ที่อก ๐๓๑๐(๑)/ ๑๐๖๕ ลงวันที่ ๒๕ มกราคม ๒๕๖๕

ขอบข่ายสารมลพิษที่ได้รับขึ้นทะเบียนจากกรมโรงงานอุตสาหกรรม จำนวน ๓๖๑ รายการ

น้ำเสีย จำนวน 59 รายการ

ลำดับที่	สารมลพิษ	วิธีวิเคราะห์
1	Aldicarb	High-Performance Liquid Chromatographic Method ^(a)
2	Aldicarb Sulfone	High-Performance Liquid Chromatographic Method ^(a)
3	Aldicarb Sulfoxide	High-Performance Liquid Chromatographic Method ^(a)
4	Aldrin	Liquid-Liquid Extraction, Gas Chromatographic Method ^(a)
5	Arsenic	1) Digestion, Inductively Coupled Plasma/ 2) Digestion, Inductively Coupled Plasma/ Mass Spectrometric Method ^(a)
6	Barium	1) Digestion, Inductively Coupled Plasma Method ^(a) 2) Digestion, Inductively Coupled Plasma/ Mass Spectrometric Method ^(a)
7	α-BHC	Liquid-Liquid Extraction, Gas Chromatographic Method ^(a)
8	β-BHC	Liquid-Liquid Extraction, Gas Chromatographic Method ^(a)
9	δ-BHC	Liquid-Liquid Extraction, Gas Chromatographic Method ^(a)
10	γ-BHC	Liquid-Liquid Extraction, Gas Chromatographic Method ^(a)
11	Biochemical Oxygen Demand	1) 5-Day BOD Test, Azide Modification Method ^(a) 2) 5-Day BOD Test, Membrane Electrode Method ^(a)
12	Carbaryl	High-Performance Liquid Chromatographic Method ^(a)
13	Carbofuran	High-Performance Liquid Chromatographic Method ^(a)
14	Cadmium	1) Digestion, Inductively Coupled Plasma Method ^(a) 2) Digestion, Inductively Coupled Plasma/ Mass Spectrometric Method ^(a)
15	Chemical Oxygen Demand	1) Closed Reflux, Colorimetric Method ^(a) 2) Closed Reflux, Titrimetric Method ^(a)
16	Chlordane	Liquid-Liquid Extraction, Gas Chromatographic Method ^(a)
17	Chromium	1) Digestion, Inductively Coupled Plasma Method ^(a) 2) Digestion, Inductively Coupled Plasma/Mass Spectrometric Method ^(a)
18	Color	ADMI Weighted-Ordinate Spectrophotometric Method

Signature

(นางธิภาณุจน์ ฉัตรสุภาศิริ)

19 Copper...

ผู้อำนวยการกลุ่มมาตรฐานวิธีกรับวิเคราะห์ทดสอบหลัก
และจะเป็นผู้ปฏิบัติงาน

ลำดับที่	สารเคมี	วิธีการวิเคราะห์
44	Methomyl	High-Performance Liquid Chromatographic Method ⁽⁴⁾
45	Nickel	1) Digestion, Inductively Coupled Plasma Method ⁽⁴⁾ 2) Digestion, Inductively Coupled Plasma/ Mass Spectrometric Method ⁽⁴⁾
46	Oil & Grease	1) Liquid-Liquid, Partition-Gravimetric Method ⁽⁴⁾ 2) Soxhlet Extraction Method ⁽⁴⁾
47	Oxamyl	High-Performance Liquid Chromatographic Method ⁽⁴⁾
48	Propoxur	High-Performance Liquid Chromatographic Method ⁽⁴⁾
49	pH	Electrometric Method ⁽⁴⁾
50	Phenols	1) Distillation, Chloroform Extraction Method ⁽⁴⁾ 2) Distillation, Direct Photometric Method ⁽⁴⁾
51	Selenium	1) Digestion, Inductively Coupled Plasma Method ⁽⁴⁾ 2) Digestion, Inductively Coupled Plasma/ Mass Spectrometric Method ⁽⁴⁾
52	Sulfide	Iodometric Method ⁽⁴⁾
53	Temperature	Laboratory and Field Methods ⁽⁴⁾
54	Total Dissolved Solids	Dried at 180 °C ⁽⁴⁾
55	Total Kjeldahl Nitrogen	Semi-Micro Kjeldahl Method ⁽⁴⁾
56	Total Suspended Solids	Dried at 103-105 °C ⁽⁴⁾
57	Toxaphene	Liquid-Liquid Extraction, Gas Chromatographic Method ⁽⁴⁾
58	Trivalent Chromium	1) Digestion, Inductively Coupled Plasma Method; Colorimetric Method; Calculation ⁽⁴⁾ 2) Digestion, Inductively Coupled Plasma/ Mass Spectrometric Method; Colorimetric Method; Calculation ⁽⁴⁾
59	Zinc	1) Digestion, Inductively Coupled Plasma Method ⁽⁴⁾ 2) Digestion, Inductively Coupled Plasma/Mass Spectrometric Method ⁽⁴⁾

น้ำดื่ม จำนวน 126 รายการ

ลำดับที่	สารเคมี	วิธีการวิเคราะห์
1	Acenaphthene	Liquid-Liquid Extraction, Gas Chromatographic/ Mass Spectrometric Method ⁽⁴⁾
2	Acetone	Purge and Trap, Gas Chromatographic/ Mass Spectrometric Method ⁽⁴⁾

3 Aldrin...

วิมล
(นางธิษฏฐ์ ฉัตรสุภาวดี)
ผู้อำนวยการกลุ่มงานวิชาการและมาตรฐานห้องปฏิบัติการ
มหาวิทยาลัยเทคโนโลยีพระจอมเกล้าธนบุรี

ลำดับที่	สารเคมี	วิธีการวิเคราะห์
19	Copper	1) Digestion, Inductively Coupled Plasma Method ⁽⁴⁾ 2) Digestion, Inductively Coupled Plasma/ Mass Spectrometric Method ⁽⁴⁾
20	Cyanide	Distillation, Colorimetric Method ⁽⁴⁾
21	2,4'-DDD	Liquid-Liquid Extraction, Gas Chromatographic Method ⁽⁴⁾
22	4,4'-DDD	Liquid-Liquid Extraction, Gas Chromatographic Method ⁽⁴⁾
23	2,4'-DDE	Liquid-Liquid Extraction, Gas Chromatographic Method ⁽⁴⁾
24	4,4'-DDE	Liquid-Liquid Extraction, Gas Chromatographic Method ⁽⁴⁾
25	2,4'-DDT	Liquid-Liquid Extraction, Gas Chromatographic Method ⁽⁴⁾
26	4,4'-DDT	Liquid-Liquid Extraction, Gas Chromatographic Method ⁽⁴⁾
27	Dieldrin	Liquid-Liquid Extraction, Gas Chromatographic Method ⁽⁴⁾
28	Endosulfan Sulfate	Liquid-Liquid Extraction, Gas Chromatographic Method ⁽⁴⁾
29	Endosulfan I	Liquid-Liquid Extraction, Gas Chromatographic Method ⁽⁴⁾
30	Endosulfan II	Liquid-Liquid Extraction, Gas Chromatographic Method ⁽⁴⁾
31	Endrin	Liquid-Liquid Extraction, Gas Chromatographic Method ⁽⁴⁾
32	Endrin Aldehyde	Liquid-Liquid Extraction, Gas Chromatographic Method ⁽⁴⁾
33	Formaldehyde	Distillation, Colorimetric Method ⁽⁴⁾
34	Free Chlorine	1) DPD Ferrous Titrimetric Method ⁽⁴⁾ 2) Iodometric Method ⁽⁴⁾
35	Heptachlor	Liquid-Liquid Extraction, Gas Chromatographic Method ⁽⁴⁾
36	Heptachlor epoxide	Liquid-Liquid Extraction, Gas Chromatographic Method ⁽⁴⁾
37	Hexavalent Chromium	Filtration, Colorimetric Method ⁽⁴⁾
38	3-Hydroxycarbofuran	High-Performance Liquid Chromatographic Method ⁽⁴⁾
39	Lead	1) Digestion, Inductively Coupled Plasma Method ⁽⁴⁾ 2) Digestion, Inductively Coupled Plasma/ Mass Spectrometric Method ⁽⁴⁾
40	Manganese	1) Digestion, Inductively Coupled Plasma Method ⁽⁴⁾ 2) Digestion, Inductively Coupled Plasma/ Mass Spectrometric Method ⁽⁴⁾
41	Mercury	1) Digestion, Cold-Vapor Atomic Absorption Spectrometric Method ⁽⁴⁾ 2) Digestion, Inductively Coupled Plasma/Mass spectrometric Method ⁽⁴⁾
42	Methiocarb	High-Performance Liquid Chromatographic Method ⁽⁴⁾
43	Methoxychlor	Liquid-Liquid Extraction, Gas Chromatographic Method ⁽⁴⁾

44 Methomyl...

วิมล
(นางธิษฏฐ์ ฉัตรสุภาวดี)
ผู้อำนวยการกลุ่มงานวิชาการและมาตรฐานห้องปฏิบัติการ
มหาวิทยาลัยเทคโนโลยีพระจอมเกล้าธนบุรี

ลำดับที่	สารเคมี	วิธีวิเคราะห์
18	Bis(2-ethylhexyl)phthalate	Liquid-Liquid Extraction, Gas Chromatographic/ Mass Spectrometric Method ^(a)
19	Bromodichloromethane	Purge and Trap, Gas Chromatographic/ Mass Spectrometric Method ^(a)
20	Bromoform	Purge and Trap, Gas Chromatographic/ Mass Spectrometric Method ^(a)
21	Butanol	Purge and Trap, Gas Chromatographic/ Mass Spectrometric Method ^(a)
22	Butyl Benzyl Phthalate	Equilibrium Headspace, Gas Chromatographic/ Mass Spectrometric Method ^(a)
23	Cadmium	Liquid-Liquid Extraction, Gas Chromatographic/ Mass Spectrometric Method ^(a)
24	Carbazole	1) Digestion, Inductively Coupled Plasma Method ^(a) 2) Digestion, Inductively Coupled Plasma/ Mass Spectrometric Method ^(a)
25	Carbon Disulfide	Liquid-Liquid Extraction, Gas Chromatographic/ Mass Spectrometric Method ^(a)
26	Carbon tetrachloride	Purge and Trap, Gas Chromatographic/ Mass Spectrometric Method ^(a)
27	Chlordane	Purge and Trap, Gas Chromatographic/ Mass Spectrometric Method ^(a)
28	p-Chloroaniline	Liquid-Liquid Extraction, Gas Chromatographic/ Mass Spectrometric Method ^(a)
29	Chlorobenzene	Liquid-Liquid Extraction, Gas Chromatographic/ Mass Spectrometric Method ^(a)
30	Chlorodibromomethane	Purge and Trap, Gas Chromatographic/ Mass Spectrometric Method ^(a)
31	Chloroform	Purge and Trap, Gas Chromatographic/ Mass Spectrometric Method ^(a)
32	2-Chlorophenol	Purge and Trap, Gas Chromatographic/ Mass Spectrometric Method ^(a)
33	Chromium	Liquid-Liquid Extraction, Gas Chromatographic/ Mass Spectrometric Method ^(a)
		1) Digestion, Inductively Coupled Plasma Method ^(a) 2) Digestion, Inductively Coupled Plasma/ Mass Spectrometric Method ^(a)

34 Chromium (III)...


Signature
(นางวิภาดา จิตร์สุภาวดี)
ผู้อำนวยการกลุ่มมาตรฐานวิธีการวิเคราะห์ทดสอบสารพิษ

ลำดับที่	สารเคมี	วิธีวิเคราะห์
3	Aldrin	Liquid-Liquid Extraction, Gas Chromatographic/ Mass Spectrometric Method ^(a)
4	Anthracene	Liquid-Liquid Extraction, Gas Chromatographic/ Mass Spectrometric Method ^(a)
5	Antimony	1) Digestion, Inductively Coupled Plasma Method ^(a) 2) Digestion, Inductively Coupled Plasma/ Mass Spectrometric Method ^(a)
6	Arsenic	1) Digestion, Inductively Coupled Plasma Method ^(a) 2) Digestion, Inductively Coupled Plasma/ Mass Spectrometric Method ^(a)
7	Atrazine	Liquid-Liquid Extraction, Gas Chromatographic/ Mass Spectrometric Method ^(a)
8	Barium	1) Digestion, Inductively Coupled Plasma Method ^(a) 2) Digestion, Inductively Coupled Plasma/ Mass Spectrometric Method ^(a)
9	Benz(a)anthracene	Liquid-Liquid Extraction, Gas Chromatographic/ Mass Spectrometric Method ^(a)
10	Benzene	Purge and Trap, Gas Chromatographic/ Mass Spectrometric Method ^(a)
11	Benzo(b)fluoranthene	Liquid-Liquid Extraction, Gas Chromatographic/ Mass Spectrometric Method ^(a)
12	Benzo(k)fluoranthene	Liquid-Liquid Extraction, Gas Chromatographic/ Mass Spectrometric Method ^(a)
13	Benzoic Acid	Liquid-Liquid Extraction, Gas Chromatographic/ Mass Spectrometric Method ^(a)
14	Benzo(a)pyrene	Liquid-Liquid Extraction, Gas Chromatographic/ Mass Spectrometric Method ^(a)
15	Benzo(g,h,i)perylene	Liquid-Liquid Extraction, Gas Chromatographic/ Mass Spectrometric Method ^(a)
16	Beryllium	1) Digestion, Inductively Coupled Plasma Method ^(a) 2) Digestion, Inductively Coupled Plasma/ Mass Spectrometric Method ^(a)
17	Bis(2-chloroethyl)ether	Liquid-Liquid Extraction, Gas Chromatographic/ Mass Spectrometric Method ^(a)


18 Bis(2-ethylhexyl)phthalate...

Signature
(นางวิภาดา จิตร์สุภาวดี)
ผู้อำนวยการกลุ่มมาตรฐานวิธีการวิเคราะห์ทดสอบสารพิษ

ลำดับที่	สารเคมี	วิธีวิเคราะห์
51	cis-1,2-Dichloroethylene	Purge and Trap, Gas Chromatographic/ Mass Spectrometric Method ^(a)
52	trans-1,2-Dichloroethylene	Purge and Trap, Gas Chromatographic/ Mass Spectrometric Method ^(a)
53	2,4-Dichlorophenol	Liquid-Liquid Extraction, Gas Chromatographic/ Mass Spectrometric Method ^(a)
54	1,2-Dichloropropane	Purge and Trap, Gas Chromatographic/ Mass Spectrometric Method ^(a)
55	1,3-Dichloropropane	Purge and Trap, Gas Chromatographic/ Mass Spectrometric Method ^(a)
56	1,3-Dichloropropene	Purge and Trap, Gas Chromatographic/ Mass Spectrometric Method ^(a)
57	Dieldrin	Liquid-Liquid Extraction, Gas Chromatographic/ Mass Spectrometric Method ^(a)
58	Diethyl Phthalate	Liquid-Liquid Extraction, Gas Chromatographic/ Mass Spectrometric Method ^(a)
59	2,4-Dimethylphenol	Liquid-Liquid Extraction, Gas Chromatographic/ Mass Spectrometric Method ^(a)
60	2,4-Dinitrophenol	Liquid-Liquid Extraction, Gas Chromatographic/ Mass Spectrometric Method ^(a)
61	2,4-Dinitrotoluene	Liquid-Liquid Extraction, Gas Chromatographic/ Mass Spectrometric Method ^(a)
62	2,6-Dinitrotoluene	Liquid-Liquid Extraction, Gas Chromatographic/ Mass Spectrometric Method ^(a)
63	Di-n-Octyl Phthalate	Liquid-Liquid Extraction, Gas Chromatographic/ Mass Spectrometric Method ^(a)
64	Endosulfan	Liquid-Liquid Extraction, Gas Chromatographic/ Mass Spectrometric Method ^(a)
65	Endrin	Liquid-Liquid Extraction, Gas Chromatographic/ Mass Spectrometric Method ^(a)
66	Ethylbenzene	Purge and Trap, Gas Chromatographic/ Mass Spectrometric Method ^(a)
67	Fluoranthene	Liquid-Liquid Extraction, Gas Chromatographic/ Mass Spectrometric Method ^(a)

51 Fluorene...

 (นางสาวสุวิมล สัจจะสุวิมล)
 ผู้อำนวยการศูนย์วิจัยการวิเคราะห์ทางเคมี
 และพิษวิทยาสิ่งแวดล้อม

ลำดับที่	สารเคมี	วิธีวิเคราะห์
34	Chromium (II)	1) Digestion, Inductively Coupled Plasma Method; Colorimetric Method; Calculation ^(a) 2) Digestion, Inductively Coupled Plasma/ Mass Spectrometric Method; Colorimetric Method; Calculation ^(a)
35	Chromium (VI)	Colorimetric Method ^(a)
36	Chrysene	Liquid-Liquid Extraction, Gas Chromatographic/ Mass Spectrometric Method ^(a)
37	Cyanide	Distillation, Colorimetric Method ^(a)
38	2,4-D	Liquid-Liquid Extraction, Gas Chromatographic/ Mass Spectrometric Method ^(a)
39	DDD	Liquid-Liquid Extraction, Gas Chromatographic/ Mass Spectrometric Method ^(a)
40	DDE	Liquid-Liquid Extraction, Gas Chromatographic/ Mass Spectrometric Method ^(a)
41	DDT	Liquid-Liquid Extraction, Gas Chromatographic/ Mass Spectrometric Method ^(a)
42	Dibenz(a,h)anthracene	Liquid-Liquid Extraction, Gas Chromatographic/ Mass Spectrometric Method ^(a)
43	Di-n-Butyl Phthalate	Liquid-Liquid Extraction, Gas Chromatographic/ Mass Spectrometric Method ^(a)
44	1,2-Dichlorobenzene	Purge and Trap, Gas Chromatographic/ Mass Spectrometric Method ^(a)
45	1,3-Dichlorobenzene	Purge and Trap, Gas Chromatographic/ Mass Spectrometric Method ^(a)
46	1,4-Dichlorobenzene	Purge and Trap, Gas Chromatographic/ Mass Spectrometric Method ^(a)
47	3,3-Dichlorobenzidine	Mass Spectrometric Method ^(a)
48	1,1-Dichloroethane	Liquid-Liquid Extraction, Gas Chromatographic/ Mass Spectrometric Method ^(a)
49	1,2-Dichloroethane	Purge and Trap, Gas Chromatographic/ Mass Spectrometric Method ^(a)
50	1,1-Dichloroethylene	Purge and Trap, Gas Chromatographic/ Mass Spectrometric Method ^(a)

51 cis-1,2-Dichloroethylene...

 (นางสาวสุวิมล สัจจะสุวิมล)
 ผู้อำนวยการศูนย์วิจัยการวิเคราะห์ทางเคมี
 และพิษวิทยาสิ่งแวดล้อม

ลำดับที่	สารมลพิษ	วิธีวิเคราะห์
84	Methanol	1) Purge and Trap, Gas Chromatographic/ Mass Spectrometric Method ^(a) 2) Equilibrium Headspace, Gas Chromatographic/ Mass Spectrometric Method ^(a)
85	Methoxychlor	Liquid-Liquid Extraction, Gas Chromatographic/ Mass Spectrometric Method ^(a)
86	Methyl Bromide	Purge and Trap, Gas Chromatographic/ Mass Spectrometric Method ^(a)
87	Methylene Chloride	Purge and Trap, Gas Chromatographic/ Mass Spectrometric Method ^(a)
88	2-Methylphenol	Liquid-Liquid Extraction, Gas Chromatographic/ Mass Spectrometric Method ^(a)
89	2-Methylnaphthalene	Liquid-Liquid Extraction, Gas Chromatographic/ Mass Spectrometric Method ^(a)
90	Methyl tert-Butyl Ether	Purge and Trap, Gas Chromatographic/ Mass Spectrometric Method ^(a)
91	Naphthalene	Liquid-Liquid Extraction, Gas Chromatographic/ Mass Spectrometric Method ^(a)
92	Nickel	1) Digestion, Inductively Coupled Plasma Method ^(a) 2) Digestion, Inductively Coupled Plasma/ Mass Spectrometric Method ^(a)
93	Nitrobenzene	Liquid-Liquid Extraction, Gas Chromatographic/ Mass Spectrometric Method ^(a)
94	N-Nitrosodiphenylamine	Liquid-Liquid Extraction, Gas Chromatographic/ Mass Spectrometric Method ^(a)
95	N-Nitrosodi-n-Propylamine	Liquid-Liquid Extraction, Gas Chromatographic/ Mass Spectrometric Method ^(a)
96	Polychlorinated Biphenyls - PCB 1016 - PCB 1221 - PCB 1232 - PCB 1242 - PCB 1248 - PCB 1254 - PCB 1260	Mass Spectrometric Method ^(a) Liquid-Liquid Extraction, Gas Chromatographic/ Mass Spectrometric Method ^(a)

84 Methanol...

97 Pentachlorophenol...

(นางริกาญจน์ อัครสถกุลวิไล)
ผู้อำนวยการศูนย์มาตรฐานวิธีการวิเคราะห์ห้องอบแห้ง
และระบบบำบัดมลพิษทางอากาศ

ลำดับที่	สารมลพิษ	วิธีวิเคราะห์
68	Fluorene	Liquid-Liquid Extraction, Gas Chromatographic/ Mass Spectrometric Method ^(a)
69	Heptachlor	Liquid-Liquid Extraction, Gas Chromatographic/ Mass Spectrometric Method ^(a)
70	Heptachlor epoxide	Liquid-Liquid Extraction, Gas Chromatographic/ Mass Spectrometric Method ^(a)
71	Hexachlorobenzene	Liquid-Liquid Extraction, Gas Chromatographic/ Mass Spectrometric Method ^(a)
72	Hexachloro-1,3-butadiene	Purge and Trap, Gas Chromatographic/ Mass Spectrometric Method ^(a)
73	n-Hexane	Purge and Trap, Gas Chromatographic/ Mass Spectrometric Method ^(a)
74	α -HCH	Liquid-Liquid Extraction, Gas Chromatographic/ Mass Spectrometric Method ^(a)
75	β -HCH	Liquid-Liquid Extraction, Gas Chromatographic/ Mass Spectrometric Method ^(a)
76	γ -HCH	Liquid-Liquid Extraction, Gas Chromatographic/ Mass Spectrometric Method ^(a)
77	Hexachlorocyclopentadiene	Liquid-Liquid Extraction, Gas Chromatographic/ Mass Spectrometric Method ^(a)
78	Hexachloroethane	Liquid-Liquid Extraction, Gas Chromatographic/ Mass Spectrometric Method ^(a)
79	Indeno(1,2,3-cd)pyrene	Liquid-Liquid Extraction, Gas Chromatographic/ Mass Spectrometric Method ^(a)
80	Isophorone	Liquid-Liquid Extraction, Gas Chromatographic/ Mass Spectrometric Method ^(a)
81	Lead	Mass Spectrometric Method ^(a) 1) Digestion, Inductively Coupled Plasma Method ^(a) 2) Digestion, Inductively Coupled Plasma/ Mass Spectrometric Method ^(a)
82	Manganese	1) Digestion, Inductively Coupled Plasma Method ^(a) 2) Digestion, Inductively Coupled Plasma/ Mass Spectrometric Method ^(a)
83	Mercury	1) Cold Vapor Atomic Absorption Spectrometric Method ^(a) 2) Digestion, Inductively Coupled Plasma/ Mass Spectrometric Method ^(a)

84 Methanol...

(นางริกาญจน์ อัครสถกุลวิไล)
ผู้อำนวยการศูนย์มาตรฐานวิธีการวิเคราะห์ห้องอบแห้ง
และระบบบำบัดมลพิษทางอากาศ

ลำดับที่	สารเคมี	วิธีวิเคราะห์
114	1,1,2-Trichloroethane	Purge and Trap, Gas Chromatographic/ Mass Spectrometric Method ⁽⁴⁾
115	Trichloroethylene	Purge and Trap, Gas Chromatographic/ Mass Spectrometric Method ⁽⁴⁾
116	2,4,5-Trichlorophenol	Liquid-Liquid Extraction, Gas Chromatographic/ Mass Spectrometric Method ⁽⁴⁾
117	2,4,6-Trichlorophenol	Liquid-Liquid Extraction, Gas Chromatographic/ Mass Spectrometric Method ⁽⁴⁾
118	1,3,5-Trimethylbenzene	Purge and Trap, Gas Chromatographic/ Mass Spectrometric Method ⁽⁴⁾
119	Vanadium	1) Digestion, Inductively Coupled Plasma Method ⁽⁴⁾ 2) Digestion, Inductively Coupled Plasma/ Mass Spectrometric Method ⁽⁴⁾
120	Vinyl Acetate	Purge and Trap, Gas Chromatographic/ Mass Spectrometric Method ⁽⁴⁾
121	Vinyl Chloride	Purge and Trap, Gas Chromatographic/ Mass Spectrometric Method ⁽⁴⁾
122	m-Xylene	Purge and Trap, Gas Chromatographic/ Mass Spectrometric Method ⁽⁴⁾
123	o-Xylene	Purge and Trap, Gas Chromatographic/ Mass Spectrometric Method ⁽⁴⁾
124	p-Xylene	Purge and Trap, Gas Chromatographic/ Mass Spectrometric Method ⁽⁴⁾
125	Xylene (Total)	Purge and Trap, Gas Chromatographic/ Mass Spectrometric Method ⁽⁴⁾
126	Zinc	1) Digestion, Inductively Coupled Plasma Method ⁽⁴⁾ 2) Digestion, Inductively Coupled Plasma/ Mass Spectrometric Method ⁽⁴⁾

เอกสารแนบ (ส่งมอบ) จำนวน 16 รายการ

ลำดับที่	สารเคมี	วิธีวิเคราะห์
1	Antimony	Isokinetic, Digestion, Inductively Coupled Plasma Method ⁽³⁾
2	Arsenic	Isokinetic, Digestion, Inductively Coupled Plasma Method ⁽³⁾

วิมล 3 Carbon Monoxide...

(นางวิภาดา จิตร์สุกุล)

ผู้อำนวยการศูนย์บริการวิเคราะห์ทดสอบ

กรมส่งเสริมการค้าระหว่างประเทศ

ลำดับที่	สารเคมี	วิธีวิเคราะห์
97	Pentachlorophenol	Liquid-Liquid Extraction, Gas Chromatographic/ Mass Spectrometric Method ⁽⁴⁾
98	pH	Electrometric Method ⁽⁴⁾
99	Phenanthrene	Liquid-Liquid Extraction, Gas Chromatographic/ Mass Spectrometric Method ⁽⁴⁾
100	Phenol	1) Distillation, Direct Photometric Method ⁽⁴⁾ 2) Liquid-Liquid Extraction, Gas Chromatographic/ Mass Spectrometric Method ⁽⁴⁾
101	Pyrene	Liquid-Liquid Extraction, Gas Chromatographic/ Mass Spectrometric Method ⁽⁴⁾
102	Selenium	1) Digestion, Inductively Coupled Plasma Method ⁽⁴⁾ 2) Digestion, Inductively Coupled Plasma/ Mass Spectrometric Method ⁽⁴⁾
103	Silver	1) Digestion, Inductively Coupled Plasma Method ⁽⁴⁾ 2) Digestion, Inductively Coupled Plasma/ Mass Spectrometric Method ⁽⁴⁾
104	Styrene	Purge and Trap, Gas Chromatographic/ Mass Spectrometric Method ⁽⁴⁾
105	1,1,2,2-Tetrachloroethane	Purge and Trap, Gas Chromatographic/ Mass Spectrometric Method ⁽⁴⁾
106	Tetrachloroethylene	Purge and Trap, Gas Chromatographic/ Mass Spectrometric Method ⁽⁴⁾
107	Toluene	Purge and Trap, Gas Chromatographic/ Mass Spectrometric Method ⁽⁴⁾
108	Toxaphene	Liquid-Liquid Extraction, Gas Chromatographic/ Mass Spectrometric Method ⁽⁴⁾
109	TPH (C ₅ -C ₉)	Purge and Trap, Gas Chromatographic/ Mass Spectrometric Method ^(13,24)
110	TPH (C ₈ -C ₁₆)	Solvent Extraction, Gas Chromatographic Method ^(9,21)
111	TPH (C ₁₀ -C ₂₀)	Solvent Extraction, Gas Chromatographic Method ^(9,21)
112	1,2,4-Trichlorobenzene	Purge and Trap, Gas Chromatographic/ Mass Spectrometric Method ⁽⁴⁾
113	1,1,1-Trichloroethane	Purge and Trap, Gas Chromatographic/ Mass Spectrometric Method ⁽⁴⁾

วิมล

114 1,1,2-Trichloroethane...

(นางวิภาดา จิตร์สุกุล)

ผู้อำนวยการศูนย์บริการวิเคราะห์ทดสอบ

กรมส่งเสริมการค้าระหว่างประเทศ

สิ่งปฏิกูลหรือวัสดุที่ไม่ใช้แล้ว จำนวน 35 รายการ

ลำดับที่	สารเคมี	วิธีวิเคราะห์
1	Aldrin	1) Waste Extraction, Separatory Funnel Liquid-Liquid Extraction, Gas Chromatographic/Mass Spectrometric Method ^(1,9,25) 2) Soxhlet Extraction, Gas Chromatographic Method ^(10,22) 3) Automated Soxhlet Extraction, Gas Chromatographic Method ^(22,31)
2	Antimony	1) Waste Extraction, Digestion, Inductively Coupled Plasma Method ^(1,6,15) 2) Waste Extraction, Digestion, Inductively Coupled Plasma/Mass Spectrometric Method ^(1,6,16) 3) Digestion, Inductively Coupled Plasma Method ^(7,15) 4) Digestion, Inductively Coupled Plasma/Mass Spectrometric Method ^(7,16)
3	Arsenic	1) Waste Extraction, Digestion, Inductively Coupled Plasma Method ^(1,6,15) 2) Waste Extraction, Digestion, Inductively Coupled Plasma/Mass Spectrometric Method ^(1,6,16) 3) Digestion, Inductively Coupled Plasma Method ^(7,15) 4) Digestion, Inductively Coupled Plasma/Mass Spectrometric Method ^(7,16)
4	Barium	1) Waste Extraction, Digestion, Inductively Coupled Plasma Method ^(1,6,15) 2) Waste Extraction, Digestion, Inductively Coupled Plasma/Mass Spectrometric Method ^(1,6,16) 3) Digestion, Inductively Coupled Plasma Method ^(7,15) 4) Digestion, Inductively Coupled Plasma/Mass Spectrometric Method ^(7,16)
5	Beryllium	1) Waste Extraction, Digestion, Inductively Coupled Plasma Method ^(1,6,15) 2) Waste Extraction, Digestion, Inductively Coupled Plasma/Mass Spectrometric Method ^(1,6,16) 3) Digestion, Inductively Coupled Plasma Method ^(7,15) 4) Digestion, Inductively Coupled Plasma/Mass Spectrometric Method ^(7,16)

สิ่งปฏิกูล...
(นางริกาญณ์ อัครสกุลวิไล)
ผู้อำนวยการศูนย์ควบคุมและป้องกันโรคพิษสารเคมี
และระบบนิเวศวิทยา

6 Cadmium...

ลำดับที่	สารเคมี	วิธีวิเคราะห์
3	Carbon Monoxide	1) Sampling Bag Non-Dispersive Infrared Method ⁽⁵⁾ 2) Non-Dispersive Infrared Method ⁽⁵⁾ 3) Instrumental Analyzer Method ⁽⁵⁾
4	Chlorine	1) Absorption Sampling, Ion Chromatographic Method ⁽⁵⁾
5	Copper	2) Isokinetic Sampling, Ion Chromatographic Method ⁽⁵⁾ Isokinetic, Digestion, Inductively Coupled Plasma Method ⁽⁵⁾
6	Dioxins	Isokinetic Sampling, Analysis by ISO/IEC 17025 Accredited Laboratory or Analysis by Department of Industrial Works Registered Laboratory (Dioxins/Furans Analysis Approved) ⁽⁵⁾
7	Hydrogen Chloride	1) Absorption Sampling, Ion Chromatographic Method ⁽⁵⁾
8	Hydrogen Sulfide	2) Isokinetic Sampling, Ion Chromatographic Method ⁽⁵⁾
9	Lead	Absorption Sampling, Iodometric Method ⁽⁵⁾ Isokinetic, Digestion, Inductively Coupled Plasma Method ⁽⁵⁾
10	Mercury	1) Isokinetic Sampling, Digestion, Cold-Vapor Atomic Absorption Spectrometric Method ⁽⁵⁾
11	Opacity	2) Isokinetic, Digestion, Inductively Coupled Plasma Method ⁽⁵⁾
12	Oxides of Nitrogen	Ringelmann's Method ⁽²⁾ 1) Absorption Sampling, Phenoldisulfonic Acid Method ⁽⁵⁾
13	Sulfur Dioxide	2) Chemiluminescence Method ⁽⁵⁾ 3) Instrumental Analyzer Method ⁽⁵⁾
14	Sulfuric Acid	1) Absorption Sampling, Barium-Thorin Titrimetric Method ⁽⁵⁾ 2) UV Fluorescence Method ⁽⁵⁾ 3) Instrumental Analyzer Method ⁽⁵⁾
15	Total Suspended Particulate	Isokinetic Sampling, Barium-Thorin Titrimetric Method ⁽⁵⁾
16	Xylene	Isokinetic Sampling, Gravimetric Method ⁽⁵⁾ Adsorption Sampling, Gas Chromatographic Method ⁽⁵⁾

สิ่งปฏิกูล...
(นางริกาญณ์ อัครสกุลวิไล)
ผู้อำนวยการศูนย์ควบคุมและป้องกันโรคพิษสารเคมี
และระบบนิเวศวิทยา

ลำดับที่	สารเคมี	วิธีวิเคราะห์
11	Cobalt	1) Waste Extraction, Digestion, Inductively Coupled Plasma Method ^(1.6.15) 2) Waste Extraction, Digestion, Inductively Coupled Plasma/Mass Spectrometric Method ^(1.6.16) 3) Digestion, Inductively Coupled Plasma Method ^(7.15) 4) Digestion, Inductively Coupled Plasma/Mass Spectrometric Method ^(7.16)
12	Copper	1) Waste Extraction, Digestion, Inductively Coupled Plasma Method ^(1.6.15) 2) Waste Extraction, Digestion, Inductively Coupled Plasma/Mass Spectrometric Method ^(1.6.16) 3) Digestion, Inductively Coupled Plasma Method ^(7.15) 4) Digestion, Inductively Coupled Plasma/Mass Spectrometric Method ^(7.16)
13	2,4-D	1) Waste Extraction, Separatory Funnel Liquid-Liquid Extraction, Gas Chromatographic/Mass Spectrometric Method ^(1.9.25) 2) Soxhlet Extraction, Gas Chromatographic Method ^(10.22) 3) Automated Soxhlet Extraction, Gas Chromatographic Method ^(22.31)
14	DDD	1) Waste Extraction, Separatory Funnel Liquid-Liquid Extraction, Gas Chromatographic/Mass Spectrometric Method ^(1.9.25) 2) Soxhlet Extraction, Gas Chromatographic Method ^(10.22) 3) Automated Soxhlet Extraction, Gas Chromatographic Method ^(22.31)
15	DDE	1) Waste Extraction, Separatory Funnel Liquid-Liquid Extraction, Gas Chromatographic/Mass Spectrometric Method ^(1.9.25) 2) Soxhlet Extraction, Gas Chromatographic Method ^(10.22) 3) Automated Soxhlet Extraction, Gas Chromatographic Method ^(22.31)
16	DDT	1) Waste Extraction, Separatory Funnel Liquid-Liquid Extraction, Gas Chromatographic/Mass Spectrometric Method ^(1.9.25)

วิธีวิเคราะห์
(นางริศกาญจน์ ฉัตรสกุลจิโร)
ผู้อำนวยการศูนย์มาตรฐานวิธีการตรวจทดสอบผลิตภัณฑ์
กรมส่งเสริมการค้าระหว่างประเทศ

2) Soxhlet...

ลำดับที่	สารเคมี	วิธีวิเคราะห์
6	Cadmium	1) Waste Extraction, Digestion, Inductively Coupled Plasma Method ^(1.6.15) 2) Waste Extraction, Digestion, Inductively Coupled Plasma/Mass Spectrometric Method ^(1.6.16) 3) Digestion, Inductively Coupled Plasma Method ^(7.15) 4) Digestion, Inductively Coupled Plasma/Mass Spectrometric Method ^(7.16)
7	Chlordane	1) Waste Extraction, Separatory Funnel Liquid-Liquid Extraction, Gas Chromatographic/Mass Spectrometric Method ^(1.9.25) 2) Soxhlet Extraction, Gas Chromatographic Method ^(10.22) 3) Automated Soxhlet Extraction, Gas Chromatographic Method ^(22.31)
8	Chromium	1) Waste Extraction, Digestion, Inductively Coupled Plasma Method ^(1.6.15) 2) Waste Extraction, Digestion, Inductively Coupled Plasma/Mass Spectrometric Method ^(1.6.16) 3) Digestion, Inductively Coupled Plasma Method ^(7.15) 4) Digestion, Inductively Coupled Plasma/Mass Spectrometric Method ^(7.16)
9	Chromium (III)	1) Waste Extraction, Digestion, Inductively Coupled Plasma Method; Waste Extraction, Colorimetric Method; Calculation Method ^(1.6.15,17) 2) Waste Extraction, Digestion, Inductively Coupled Plasma/Mass Spectrometric Method; Waste Extraction, Colorimetric Method; Calculation Method ^(1.6.16,17) 3) Digestion, Inductively Coupled Plasma Method; Alkaline Digestion, Colorimetric Method; Calculation Method ^(7.8, 15,17) 4) Digestion, Inductively Coupled Plasma/Mass Spectrometric Method; Alkaline Digestion, Colorimetric Method; Calculation Method ^(7.8, 16,17) 1) Waste Extraction, Colorimetric Method ^(1.6.17) 2) Alkaline Digestion, Colorimetric Method ^(8.17)
10	Chromium (VI)	1) Waste Extraction, Digestion, Inductively Coupled Plasma Method; Alkaline Digestion, Colorimetric Method; Calculation Method ^(7.8, 16,17) 2) Waste Extraction, Digestion, Inductively Coupled Plasma Method; Alkaline Digestion, Colorimetric Method; Calculation Method ^(7.8, 16,17) 3) Digestion, Inductively Coupled Plasma Method; Alkaline Digestion, Colorimetric Method; Calculation Method ^(7.8, 16,17) 4) Digestion, Inductively Coupled Plasma/Mass Spectrometric Method; Alkaline Digestion, Colorimetric Method; Calculation Method ^(7.8, 16,17) 1) Waste Extraction, Colorimetric Method ^(1.6.17) 2) Alkaline Digestion, Colorimetric Method ^(8.17)

วิธีวิเคราะห์
(นางริศกาญจน์ ฉัตรสกุลจิโร)
ผู้อำนวยการศูนย์มาตรฐานวิธีการตรวจทดสอบผลิตภัณฑ์
กรมส่งเสริมการค้าระหว่างประเทศ

11 Cobalt...


ลำดับที่	สารเคมี	วิธีวิเคราะห์
28	Pentachlorophenol	1) Waste Extraction, Separatory Funnel Liquid-Liquid Extraction, Gas Chromatographic/Mass Spectrometric Method ^(1.9,23) 2) Soxhlet Extraction, Gas Chromatographic Method ^(10,23) 3) Automated Soxhlet Extraction, Gas Chromatographic Method ^(22,31) Electrometric Method ^(29,30) 1) Waste Extraction, Digestion, Inductively Coupled Plasma Method ^(1.6,15) 2) Waste Extraction, Digestion, Inductively Coupled Plasma/Mass Spectrometric Method ^(1.6,16) 3) Digestion, Inductively Coupled Plasma Method ^(7,15) 4) Digestion, Inductively Coupled Plasma/Mass Spectrometric Method ^(7,16) 1) Waste Extraction, Digestion, Inductively Coupled Plasma Method ^(1.6,15) 2) Waste Extraction, Digestion, Inductively Coupled Plasma/Mass Spectrometric Method ^(1.6,16) 1) Waste Extraction, Digestion, Inductively Coupled Plasma Method ^(1.6,15) 2) Waste Extraction, Digestion, Inductively Coupled Plasma/Mass Spectrometric Method ^(1.6,16) 3) Digestion, Inductively Coupled Plasma Method ^(7,15) 4) Digestion, Inductively Coupled Plasma/Mass Spectrometric Method ^(7,16) 1) Waste Extraction, Separatory Funnel Liquid-Liquid Extraction, Gas Chromatographic/Mass Spectrometric Method ^(1.9,23) 2) Soxhlet Extraction, Gas Chromatographic Method ^(10,23) 3) Automated Soxhlet Extraction, Gas Chromatographic Method ^(22,31) 1) Waste Extraction, Digestion, Inductively Coupled Plasma Method ^(1.6,15) 2) Waste Extraction, Digestion, Inductively Coupled Plasma/Mass Spectrometric Method ^(1.6,16) 3) Digestion, Inductively Coupled Plasma Method ^(7,15)
29	pH	
30	Selenium	
31	Silver	
32	Thallium	
33	Toxaphene	
34	Vanadium	

วิธีวิเคราะห์...
(นางริกาญจน์ ฉัตรสุภาวิไล)
ผู้อำนวยการศูนย์มาตรฐานวิชาการระดับห้องปฏิบัติการ

ลำดับที่	สารเคมี	วิธีวิเคราะห์
27	Polychlorinated biphenyls (PCBs) - Aroclor 1016 - Aroclor 1221 - Aroclor 1232 - Aroclor 1242 - Aroclor 1248 - Aroclor 1254 - Aroclor 1260 - 2-Chlorobiphenyl - 2,3-Dichlorobiphenyl - 2,2',5-Trichlorobiphenyl - 2,4',5-Trichlorobiphenyl - 2,2',3,5'-Tetrachlorobiphenyl - 2,2',5,5'-Tetrachlorobiphenyl - 2,3',4,4'-Tetrachlorobiphenyl - 2,2,3,4,5'-Pentachlorobiphenyl - 2,2',4,5,5'-Pentachlorobiphenyl - 2,3,3',4',6-Pentachlorobiphenyl - 2,2',3,4,4',5'-Hexachlorobiphenyl - 2,2',3,4,5,5'-Hexachlorobiphenyl - 2,2',3,5,5',6'-Hexachlorobiphenyl Hexachlorobiphenyl - 2,2',4,4',5,5'-Hexachlorobiphenyl - 2,2',3,3',4,4',5'-Heptachlorobiphenyl - 2,2',3,4,4',5,6'-Heptachlorobiphenyl - 2,2',3,4,4',5,5',6'-Heptachlorobiphenyl - 2,2',3,4',5,5',6'-Heptachlorobiphenyl - 2,2',3,3',4,4',5,5',6'-Nonachlorobiphenyl	1) Waste Extraction, Separatory Funnel Liquid-Liquid Extraction, Gas Chromatographic Method ^(1.9,23) 2) Soxhlet Extraction, Gas Chromatographic Method ^(10,23) 3) Automated Soxhlet Extraction, Gas Chromatographic Method ^(22,31)

วิธีวิเคราะห์...
(นางริกาญจน์ ฉัตรสุภาวิไล)
ผู้อำนวยการศูนย์มาตรฐานวิชาการระดับห้องปฏิบัติการ

ลำดับที่	สารเคมี	วิธีวิเคราะห์
9	Benz(a)anthracene	Automated Soxhlet Extraction, Gas Chromatographic/ Mass Spectrometric Method ^(25.31)
10	Benzene	Purge and Trap, Gas Chromatographic/ Mass Spectrometric Method ^(14.24)
11	Benzobifluoranthene	Automated Soxhlet Extraction, Gas Chromatographic/ Mass Spectrometric Method ^(25.31)
12	Benzokifluoranthene	Automated Soxhlet Extraction, Gas Chromatographic/ Mass Spectrometric Method ^(25.31)
13	Benzoic acid	Automated Soxhlet Extraction, Gas Chromatographic/ Mass Spectrometric Method ^(25.31)
14	Benzolapylene	Automated Soxhlet Extraction, Gas Chromatographic/ Mass Spectrometric Method ^(25.31)
15	Benzog(h,i)perylene	Automated Soxhlet Extraction, Gas Chromatographic/ Mass Spectrometric Method ^(25.31)
16	Beryllium	1) Digestion, Inductively Coupled Plasma Method ^(7.15) 2) Digestion, Inductively Coupled Plasma/ Mass Spectrometric Method ^(7.16)
17	Bis(2-chloroethyl)ether	Automated Soxhlet Extraction, Gas Chromatographic/ Mass Spectrometric Method ^(25.31)
18	Bis(2-ethylhexyl)phthalate	Automated Soxhlet Extraction, Gas Chromatographic/ Mass Spectrometric Method ^(25.31)
19	Bromodichloromethane	Purge and Trap, Gas Chromatographic/ Mass Spectrometric Method ^(14.24)
20	Bromoform	Purge and Trap, Gas Chromatographic/ Mass Spectrometric Method ^(14.24)
21	Butanol	Equilibrium Headspace, Gas Chromatographic/ Mass Spectrometric Method ^(12.24)
22	Butyl Benzyl Phthalate	Automated Soxhlet Extraction, Gas Chromatographic/ Mass Spectrometric Method ^(25.31)
23	Cadmium	1) Digestion, Inductively Coupled Plasma Method ^(7.15) 2) Digestion, Inductively Coupled Plasma/ Mass Spectrometric Method ^(7.16)
24	Carbazole	Automated Soxhlet Extraction, Gas Chromatographic/ Mass Spectrometric Method ^(25.31)
25	Carbon Disulfide	Purge and Trap, Gas Chromatographic/ Mass Spectrometric Method ^(14.24)



 (นางรักกัญจน์ อัครสถกุลกิจ)
 ผู้อำนวยการศูนย์วิจัยการวิเคราะห์สิ่งแวดล้อมพิษ

26 Carbon tetrachloride...

ลำดับที่	สารเคมี	วิธีวิเคราะห์
35	Zinc	4) Digestion, Inductively Coupled Plasma/ Mass Spectrometric Method ^(7.16) 1) Waste Extraction, Digestion, Inductively Coupled Plasma Method ^(1.6.15) 2) Waste Extraction, Digestion, Inductively Coupled Plasma/Mass Spectrometric Method ^(1.6.16) 3) Digestion, Inductively Coupled Plasma Method ^(7.15) 4) Digestion, Inductively Coupled Plasma/ Mass Spectrometric Method ^(7.16)

ดิน จำนวน 125 รายการ

ลำดับที่	สารเคมี	วิธีวิเคราะห์
1	Acenaphthene	Automated Soxhlet Extraction, Gas Chromatographic/ Mass Spectrometric Method ^(25.31)
2	Acetone	Purge and Trap, Gas Chromatographic/ Mass Spectrometric Method ^(14.24)
3	Aldrin	1) Soxhlet Extraction, Gas Chromatographic Method ^(10.22) 2) Automated Soxhlet Extraction, Gas Chromatographic/ Mass Spectrometric Method ^(25.31)
4	Anthracene	Automated Soxhlet Extraction, Gas Chromatographic/ Mass Spectrometric Method ^(25.31)
5	Antimony	1) Digestion, Inductively Coupled Plasma Method ^(7.15) 2) Digestion, Inductively Coupled Plasma/ Mass Spectrometric Method ^(7.16)
6	Arsenic	1) Digestion, Inductively Coupled Plasma Method ^(7.15) 2) Digestion, Inductively Coupled Plasma/ Mass Spectrometric Method ^(7.16)
7	Atrazine	1) Soxhlet Extraction, Gas Chromatographic Method ^(10.22) 2) Automated Soxhlet Extraction, Gas Chromatographic/ Mass Spectrometric Method ^(25.31)
8	Barium	1) Digestion, Inductively Coupled Plasma Method ^(7.15) 2) Digestion, Inductively Coupled Plasma/ Mass Spectrometric Method ^(7.16)


 (นางรักกัญจน์ อัครสถกุลกิจ)
 ผู้อำนวยการศูนย์วิจัยการวิเคราะห์สิ่งแวดล้อมพิษ

9 Benz(a)anthracene...

ลำดับที่	สารเคมี	วิธีวิเคราะห์
40	DDE	1) Soxhlet Extraction, Gas Chromatographic Method ^(10,22) 2) Automated Soxhlet Extraction, Gas Chromatographic/Mass Spectrometric Method ^(25,31)
41	DDT	1) Soxhlet Extraction, Gas Chromatographic Method ^(10,22) 2) Automated Soxhlet Extraction, Gas Chromatographic/Mass Spectrometric Method ^(25,31)
42	Dibenz(a,h)anthracene	Automated Soxhlet Extraction, Gas Chromatographic/Mass Spectrometric Method ^(25,31)
43	Di-n-Butyl Phthalate	Automated Soxhlet Extraction, Gas Chromatographic/Mass Spectrometric Method ^(25,31)
44	1,2-Dichlorobenzene	Purge and Trap, Gas Chromatographic/Mass Spectrometric Method ^(14,24)
45	1,3-Dichlorobenzene	Purge and Trap, Gas Chromatographic/Mass Spectrometric Method ^(14,24)
46	1,4-Dichlorobenzene	Purge and Trap, Gas Chromatographic/Mass Spectrometric Method ^(14,24)
47	3,3-Dichlorobenzidine	Automated Soxhlet Extraction, Gas Chromatographic/Mass Spectrometric Method ^(25,31)
48	1,1-Dichloroethane	Purge and Trap, Gas Chromatographic/Mass Spectrometric Method ^(14,24)
49	1,2-Dichloroethane	Purge and Trap, Gas Chromatographic/Mass Spectrometric Method ^(14,24)
50	1,1-Dichloroethylene	Purge and Trap, Gas Chromatographic/Mass Spectrometric Method ^(14,24)
51	cis-1,2-Dichloroethylene	Purge and Trap, Gas Chromatographic/Mass Spectrometric Method ^(14,24)
52	trans-1,2-Dichloroethylene	Purge and Trap, Gas Chromatographic/Mass Spectrometric Method ^(14,24)
53	2,4-Dichlorophenol	Automated Soxhlet Extraction, Gas Chromatographic/Mass Spectrometric Method ^(25,31)
54	1,2-Dichloropropane	Purge and Trap, Gas Chromatographic/Mass Spectrometric Method ^(14,24)
55	1,3-Dichloropropane	Purge and Trap, Gas Chromatographic/Mass Spectrometric Method ^(14,24)
56	1,3-Dichloropropene	Purge and Trap, Gas Chromatographic/Mass Spectrometric Method ^(14,24)

57 Dieldrin...

(นางริญญาณ์ ฉัตรฤทธิกุล)
ผู้อำนวยการศูนย์มาตรฐานวิธีการวิเคราะห์ทดสอบยาพิษ

ลำดับที่	สารเคมี	วิธีวิเคราะห์
26	Carbon tetrachloride	Purge and Trap, Gas Chromatographic/Mass Spectrometric Method ^(14,24)
27	Chlordane	1) Soxhlet Extraction, Gas Chromatographic Method ^(10,22) 2) Automated Soxhlet Extraction, Gas Chromatographic/Mass Spectrometric Method ^(25,31)
28	p-Chloroaniline	Automated Soxhlet Extraction, Gas Chromatographic/Mass Spectrometric Method ^(25,31)
29	Chlorobenzene	Purge and Trap, Gas Chromatographic/Mass Spectrometric Method ^(14,24)
30	Chlorodibromomethane	Purge and Trap, Gas Chromatographic/Mass Spectrometric Method ^(14,24)
31	Chloroform	Purge and Trap, Gas Chromatographic/Mass Spectrometric Method ^(14,24)
32	2-Chlorophenol	Automated Soxhlet Extraction, Gas Chromatographic/Mass Spectrometric Method ^(25,31)
33	Chromium	1) Digestion, Inductively Coupled Plasma Method ^(7,15) 2) Digestion, Inductively Coupled Plasma/Mass Spectrometric Method ^(7,16)
34	Chromium (II)	1) Digestion, Inductively Coupled Plasma Method; Alkaline Digestion, Colorimetric Method; Calculation Method ^(7,8,15,17) 2) Digestion, Inductively Coupled Plasma/Mass Spectrometric Method; Alkaline Digestion, Colorimetric Method; Calculation Method ^(7,8,16,17)
35	Chromium (VI)	Alkaline Digestion, Colorimetric Method ^(8,17)
36	Chrysene	Automated Soxhlet Extraction, Gas Chromatographic/Mass Spectrometric Method ^(25,31)
37	Cyanide	Extraction, Distillation, Colorimetric Method ^(26,27,28)
38	2,4-D	1) Soxhlet Extraction, Gas Chromatographic Method ^(10,22) 2) Automated Soxhlet Extraction, Gas Chromatographic/Mass Spectrometric Method ^(25,31)
39	DDD	1) Soxhlet Extraction, Gas Chromatographic Method ^(10,22) 2) Automated Soxhlet Extraction, Gas Chromatographic/Mass Spectrometric Method ^(25,31)

40 DDE...

(นางริญญาณ์ ฉัตรฤทธิกุล)
ผู้อำนวยการศูนย์มาตรฐานวิธีการวิเคราะห์ทดสอบยาพิษ

ลำดับที่	สารเคมี	วิธีวิเคราะห์
71	Hexachlorobenzene	1) Soxhlet Extraction, Gas Chromatographic Method ^(10,22) 2) Automated Soxhlet Extraction, Gas Chromatographic/ Mass Spectrometric Method ^(25,31)
72	Hexachloro-1,3-butadiene	Purge and Trap, Gas Chromatographic/ Mass Spectrometric Method ^(14,24)
73	n-Hexane	Purge and Trap, Gas Chromatographic/ Mass Spectrometric Method ^(14,24)
74	α-HCH	1) Soxhlet Extraction, Gas Chromatographic Method ^(10,22) 2) Automated Soxhlet Extraction, Gas Chromatographic/ Mass Spectrometric Method ^(25,31)
75	β-HCH	1) Soxhlet Extraction, Gas Chromatographic Method ^(10,22) 2) Automated Soxhlet Extraction, Gas Chromatographic/ Mass Spectrometric Method ^(25,31)
76	γ-HCH	1) Soxhlet Extraction, Gas Chromatographic Method ^(10,22) 2) Automated Soxhlet Extraction, Gas Chromatographic/ Mass Spectrometric Method ^(25,31)
77	Hexachlorocyclopentadiene	Automated Soxhlet Extraction, Gas Chromatographic/ Mass Spectrometric Method ^(25,31)
78	Hexachloroethane	Automated Soxhlet Extraction, Gas Chromatographic/ Mass Spectrometric Method ^(25,31)
79	Indeno(1,2,3-cd)pyrene	Automated Soxhlet Extraction, Gas Chromatographic/ Mass Spectrometric Method ^(25,31)
80	Isophorone	Automated Soxhlet Extraction, Gas Chromatographic/ Mass Spectrometric Method ^(25,31)
81	Lead	1) Digestion, Inductively Coupled Plasma Method ^(7,15) 2) Digestion, Inductively Coupled Plasma/ Mass Spectrometric Method ^(7,16)
82	Manganese	1) Digestion, Inductively Coupled Plasma Method ^(7,15) 2) Digestion, Inductively Coupled Plasma/ Mass Spectrometric Method ^(7,16)
83	Mercury	1) Digestion, Cold-Vapor Atomic Absorption Spectrometric Method ⁽¹⁸⁾

2) Thermal...

(นางกัญจน์ อัครสกุลใจ)
ผู้อำนวยการศูนย์มาตรฐานวิธีการวิเคราะห์ทดสอบสิ่ง
ทดสอบในห้องปฏิบัติการ

ลำดับที่	สารเคมี	วิธีวิเคราะห์
57	Dieldrin	1) Soxhlet Extraction, Gas Chromatographic Method ^(10,22) 2) Automated Soxhlet Extraction, Gas Chromatographic/ Mass Spectrometric Method ^(25,31)
58	Diethyl Phthalate	Automated Soxhlet Extraction, Gas Chromatographic/ Mass Spectrometric Method ^(25,31)
59	2,4-Dimethylphenol	Automated Soxhlet Extraction, Gas Chromatographic/ Mass Spectrometric Method ^(25,31)
60	2,4-Dinitrophenol	Automated Soxhlet Extraction, Gas Chromatographic/ Mass Spectrometric Method ^(25,31)
61	2,4-Dinitrotoluene	Automated Soxhlet Extraction, Gas Chromatographic/ Mass Spectrometric Method ^(25,31)
62	2,6-Dinitrotoluene	Automated Soxhlet Extraction, Gas Chromatographic/ Mass Spectrometric Method ^(25,31)
63	Di-n-Octyl Phthalate	Automated Soxhlet Extraction, Gas Chromatographic/ Mass Spectrometric Method ^(25,31)
64	Endosulfan	1) Soxhlet Extraction, Gas Chromatographic Method ^(10,22) 2) Automated Soxhlet Extraction, Gas Chromatographic/ Mass Spectrometric Method ^(25,31)
65	Endrin	1) Soxhlet Extraction, Gas Chromatographic Method ^(10,22) 2) Automated Soxhlet Extraction, Gas Chromatographic/ Mass Spectrometric Method ^(25,31)
66	Ethylbenzene	Purge and Trap, Gas Chromatographic/ Mass Spectrometric Method ^(14,24)
67	Fluoranthene	Automated Soxhlet Extraction, Gas Chromatographic/ Mass Spectrometric Method ^(25,31)
68	Fluorene	Automated Soxhlet Extraction, Gas Chromatographic/ Mass Spectrometric Method ^(25,31)
69	Heptachlor	1) Soxhlet Extraction, Gas Chromatographic Method ^(10,22) 2) Automated Soxhlet Extraction, Gas Chromatographic/ Mass Spectrometric Method ^(25,31)
70	Heptachlor Epoxide	1) Soxhlet Extraction, Gas Chromatographic Method ^(10,22) 2) Automated Soxhlet Extraction, Gas Chromatographic/ Mass Spectrometric Method ^(25,31)

71 Hexachlorobenzene...

(นางกัญจน์ อัครสกุลใจ)
ผู้อำนวยการศูนย์มาตรฐานวิธีการวิเคราะห์ทดสอบสิ่ง
ทดสอบในห้องปฏิบัติการ

ลำดับที่	สารเคมี	วิธีวิเคราะห์
	- Aroclor 1242 - Aroclor 1248 - Aroclor 1254 - Aroclor 1260 - 2-Chlorobiphenyl - 2,2',3,5'-Tetrachlorobiphenyl - 2,2',5,5'-Tetrachlorobiphenyl - 2,3',4,4'-Tetrachlorobiphenyl - 2,2',3,4,5'-Pentachlorobiphenyl - 2,2',4,5,5'-Pentachlorobiphenyl - 2,3,3',4',6'-Pentachlorobiphenyl - 2,2',3,4,4',5'-Hexachlorobiphenyl - 2,2',3,4,5,5'-Hexachlorobiphenyl - 2,2',3,5,5',6'-Hexachlorobiphenyl Hexachlorobiphenyl - 2,2',4,4',5,5'-Hexachlorobiphenyl Heptachlorobiphenyl - 2,2',3,3',4,4',5'-Heptachlorobiphenyl - 2,2',3,4,4',5,5'-Heptachlorobiphenyl - 2,2',3,4,4',5,6'-Heptachlorobiphenyl - 2,2',3,4',5,5',6'-Heptachlorobiphenyl - 2,2',3,3',4,4',5,5',6'-Nonachlorobiphenyl Pentachlorophenol	Automated Soxhlet Extraction, Gas Chromatographic/ Mass Spectrometric Method ^(25,31) Automated Soxhlet Extraction, Gas Chromatographic/ Mass Spectrometric Method ^(25,31) Automated Soxhlet Extraction, Gas Chromatographic/ Mass Spectrometric Method ^(25,31) Automated Soxhlet Extraction, Gas Chromatographic/ Mass Spectrometric Method ^(25,31)
97	Phenanthrene	Automated Soxhlet Extraction, Gas Chromatographic/ Mass Spectrometric Method ^(25,31)
98	Phenol	Automated Soxhlet Extraction, Gas Chromatographic/ Mass Spectrometric Method ^(25,31)
99	Pyrene	Automated Soxhlet Extraction, Gas Chromatographic/ Mass Spectrometric Method ^(25,31)
100		Automated Soxhlet Extraction, Gas Chromatographic/ Mass Spectrometric Method ^(25,31)

ผู้ชำนาญการด้านบริหารสวัสดิการและผลประโยชน์
(นางริกาญจน์ วัตรสกุลวิไล)

101 Selenium...

ลำดับที่	สารมลพิษ	วิธีวิเคราะห์
84	Methanol	2) Thermal Decomposition, Amalgamation, and Atomic Absorption Spectrophotometry ⁽¹⁾⁽⁹⁾ 3) Digestion, Cold-Vapor Atomic Fluorescence Spectrometric Method ⁽²⁰⁾ Equilibrium Headspace, Gas Chromatographic/ Mass Spectrometric Method ⁽¹⁾⁽²⁴⁾ 1) Soxhlet Extraction, Gas Chromatographic Method ⁽¹⁰⁾⁽²²⁾
85	Methoxychlor	2) Automated Soxhlet Extraction, Gas Chromatographic/ Mass Spectrometric Method ⁽²⁵⁾⁽³¹⁾ Purge and Trap, Gas Chromatographic/ Mass Spectrometric Method ⁽¹⁾⁽⁴⁾⁽²⁴⁾ Purge and Trap, Gas Chromatographic/ Mass Spectrometric Method ⁽¹⁾⁽⁴⁾⁽²⁴⁾
86	Methyl Bromide	Automated Soxhlet Extraction, Gas Chromatographic/ Mass Spectrometric Method ⁽²⁵⁾⁽³¹⁾
87	Methylene Chloride	Automated Soxhlet Extraction, Gas Chromatographic/ Mass Spectrometric Method ⁽²⁵⁾⁽³¹⁾ Automated Soxhlet Extraction, Gas Chromatographic/ Mass Spectrometric Method ⁽²⁵⁾⁽³¹⁾ Purge and Trap, Gas Chromatographic/ Mass Spectrometric Method ⁽¹⁾⁽⁴⁾⁽²⁴⁾
88	2-methylphenol	Automated Soxhlet Extraction, Gas Chromatographic/ Mass Spectrometric Method ⁽²⁵⁾⁽³¹⁾
89	2-Methylnaphthalene	Automated Soxhlet Extraction, Gas Chromatographic/ Mass Spectrometric Method ⁽²⁵⁾⁽³¹⁾ Purge and Trap, Gas Chromatographic/ Mass Spectrometric Method ⁽¹⁾⁽⁴⁾⁽²⁴⁾
90	Methyl tert-Butyl Ether	Automated Soxhlet Extraction, Gas Chromatographic/ Mass Spectrometric Method ⁽²⁵⁾⁽³¹⁾
91	Naphthalene	Automated Soxhlet Extraction, Gas Chromatographic/ Mass Spectrometric Method ⁽²⁵⁾⁽³¹⁾
92	Nickel	1) Digestion, Inductively Coupled Plasma Method ⁽⁷⁾⁽¹³⁾ 2) Digestion, Inductively Coupled Plasma/ Mass Spectrometric Method ⁽⁷⁾⁽¹⁴⁾
93	Nitrobenzene	Automated Soxhlet Extraction, Gas Chromatographic/ Mass Spectrometric Method ⁽²⁵⁾⁽³¹⁾ Automated Soxhlet Extraction, Gas Chromatographic/ Mass Spectrometric Method ⁽²⁵⁾⁽³¹⁾
94	N-Nitrosodiphenylamine	Automated Soxhlet Extraction, Gas Chromatographic/ Mass Spectrometric Method ⁽²⁵⁾⁽³¹⁾
95	N-Nitrosodi-n-propylamine	Automated Soxhlet Extraction, Gas Chromatographic/ Mass Spectrometric Method ⁽²⁵⁾⁽³¹⁾
96	Polychlorinated biphenyls (PCBs) - Aroclor 1016 - Aroclor 1221 - Aroclor 1232	1) Soxhlet Extraction, Gas Chromatographic Method ⁽¹⁰⁾⁽²³⁾ 2) Automated Soxhlet Extraction, Gas Chromatographic Method ⁽²³⁾⁽³²⁾

นายประจักษ์ ชื่นกานต์ (ประจักษ์ ชื่นกานต์) (นายประจักษ์ ชื่นกานต์)

- Aroclor 1242...

ลำดับที่	สารเคมี	วิธีวิเคราะห์
116	2,4,6-Trichlorophenol	Automated Soxhlet Extraction, Gas Chromatographic/ Mass Spectrometric Method ^(25,31)
117	1,3,5-Trimethylbenzene	Purge and Trap, Gas Chromatographic/ Mass Spectrometric Method ^(14,24)
118	Vanadium	1) Digestion, Inductively Coupled Plasma Method ^(7,15) 2) Digestion, Inductively Coupled Plasma/ Mass Spectrometric Method ^(7,16)
119	Vinyl Acetate	Purge and Trap, Gas Chromatographic/ Mass Spectrometric Method ^(14,24)
120	Vinyl Chloride	Purge and Trap, Gas Chromatographic/ Mass Spectrometric Method ^(14,24)
121	m-Xylene	Purge and Trap, Gas Chromatographic/ Mass Spectrometric Method ^(14,24)
122	o-Xylene	Purge and Trap, Gas Chromatographic/ Mass Spectrometric Method ^(14,24)
123	p-Xylene	Purge and Trap, Gas Chromatographic/ Mass Spectrometric Method ^(14,24)
124	Xylene (Total)	Purge and Trap, Gas Chromatographic/ Mass Spectrometric Method ^(14,24)
125	Zinc	1) Digestion, Inductively Coupled Plasma Method ^(7,15) 2) Digestion, Inductively Coupled Plasma/ Mass Spectrometric Method ^(7,16)

เอกสารอ้างอิง

- กระทรวงอุตสาหกรรม. ประกาศกระทรวงอุตสาหกรรม, พ.ศ. 2548. เรื่อง การกำจัดสิ่งปฏิกูลหรือ
วัสดุที่ไม่ใช้แล้ว. ราชกิจจานุเบกษา. 25 มกราคม 2549. เล่มที่ 123 ตอนพิเศษ 114.
- กระทรวงอุตสาหกรรม. ประกาศกระทรวงอุตสาหกรรม, พ.ศ. 2549. เรื่อง กำหนดค่าปริมาณค่า
ควมที่เจือปนในอากาศที่ระบายออกจากห้องของหม้อไอน้ำโรงสีข้าวที่ใช้กลบเป็นเชื้อเพลิง.
ราชกิจจานุเบกษา. 4 ธันวาคม 2549. เล่มที่ 123 ตอนพิเศษ 1254.
- สมาคมวิศวกรสิ่งแวดล้อมแห่งประเทศไทย. คู่มือวิเคราะห์น้ำเสีย. พิมพ์ครั้งที่ 4. กรุงเทพฯ:
เรือนแก้วการพิมพ์. 2547.
- APHA, AWWA, WEF. Standard Methods for the Examination of Water and
Wastewater. 23rd ed. Washington, DC: APHA, 2017.
- United States Environmental Protection Agency. Standards of Performance for
New Stationary Sources. 40 CFR 60. Appendix A, 2019.
- United States Environmental Protection Agency. Test Methods for Evaluation
Solid Waste Physical/Chemical Methods. SW-846, 1997.

วิมล
(นางริญญณ์ อัครสุตกุล)

7. United States...

ผู้ดำเนินการกลุ่มควบคุมวิธีวิเคราะห์ทดสอบมลพิษ

ลำดับที่	สารเคมี	วิธีวิเคราะห์
101	Selenium	1) Digestion, Inductively Coupled Plasma Method ^(7,15) 2) Digestion, Inductively Coupled Plasma/ Mass Spectrometric Method ^(7,16)
102	Silver	1) Digestion, Inductively Coupled Plasma Method ^(7,15) 2) Digestion, Inductively Coupled Plasma/ Mass Spectrometric Method ^(7,16)
103	Styrene	Purge and Trap, Gas Chromatographic/ Mass Spectrometric Method ^(14,24)
104	1,1,2,2-Tetrachloroethane	Purge and Trap, Gas Chromatographic/ Mass Spectrometric Method ^(14,24)
105	Tetrachloroethylene	Purge and Trap, Gas Chromatographic/ Mass Spectrometric Method ^(14,24)
106	Toluene	Purge and Trap, Gas Chromatographic/ Mass Spectrometric Method ^(14,24)
107	Toxaphene	1) Soxhlet Extraction, Gas Chromatographic Method ^(10,21) 2) Automated Soxhlet Extraction, Gas Chromatographic/ Mass Spectrometric Method ^(25,31)
108	TPH (C ₅ -C ₈)	Purge and Trap, Gas Chromatographic/ Mass Spectrometric Method ^(14,24)
109	TPH (C ₈ -C ₁₆)	1) Solvent Extraction, Gas Chromatographic Method ^(12,21) 2) Automated Soxhlet Extraction, Gas Chromatographic Method ^(21,31)
110	TPH (C ₁₆ - C ₃₅)	1) Solvent Extraction, Gas Chromatographic Method ^(12,21) 2) Automated Soxhlet Extraction, Gas Chromatographic Method ^(21,31)
111	1,2,4-Trichlorobenzene	Purge and Trap, Gas Chromatographic/ Mass Spectrometric Method ^(14,24)
112	1,1,1-Trichloroethane	Purge and Trap, Gas Chromatographic/ Mass Spectrometric Method ^(14,24)
113	1,1,2-Trichloroethane	Purge and Trap, Gas Chromatographic/ Mass Spectrometric Method ^(14,24)
114	Trichloroethylene	Purge and Trap, Gas Chromatographic/ Mass Spectrometric Method ^(14,24)
115	2,4,5-Trichlorophenol	Automated Soxhlet Extraction, Gas Chromatographic/ Mass Spectrometric Method ^(25,31)

วิมล

116 2,4,6-Trichlorophenol...

(นางริญญณ์ อัครสุตกุล)

ผู้ดำเนินการกลุ่มควบคุมวิธีวิเคราะห์ทดสอบมลพิษ

20. United States Environmental Protection Agency. Test Methods for Evaluation Solid Waste Physical/Chemical Methods. Mercury in Sediment and Tissue Sample by Atomic Fluorescence Spectrometry. SW-846 Method 7474, 2007.
21. United States Environmental Protection Agency. Test Methods for Evaluation Solid Waste Physical/Chemical Methods. Nonhalogenated Organics Using GC/FID. SW-846 Method 8015B, 1996.
22. United States Environmental Protection Agency. Test Methods for Evaluation Solid Waste Physical/Chemical Methods. Organochlorine Pesticides by Gas Chromatography. SW-846 Method 8081B, 2007.
23. United States Environmental Protection Agency. Test Methods for Evaluation Solid Waste Physical/Chemical Methods. Polychlorinated Biphenyls (PCBs) by Gas Chromatography. SW-846 Method 8082, 1996.
24. United States Environmental Protection Agency. Test Methods for Evaluation Solid Waste Physical/Chemical Methods. Volatile Organic Compounds by Gas Chromatography/Mass Spectrometry (GC/MS). SW-846 Method 8260D, 2018.
25. United States Environmental Protection Agency. Test Methods for Evaluation Solid Waste Physical/Chemical Methods. Semivolatile Organic Compounds by Gas Chromatography/Mass Spectrometry (GC/MS). SW-846 Method 8270E, 2018.
26. United States Environmental Protection Agency. Test Methods for Evaluation Solid Waste Physical/Chemical Methods. Total and Amenable Cyanide: Distillation SW-846 Method 9010B, 1996.
27. United States Environmental Protection Agency. Test Methods for Evaluation Solid Waste Physical/Chemical Methods. Cyanide Extraction Procedure for Solids and Oil. SW-846 Method 9013A, 1996.
28. United States Environmental Protection Agency. Test Methods for Evaluation Solid Waste Physical/Chemical Methods. Cyanide in Waters and Extracts Using Titrimetric and Manual Spectrophotometric Procedures. SW-846 Method 9014, 2014.
29. United States Environmental Protection Agency. Test Methods for Evaluation Solid Waste Physical/Chemical Methods. pH Electrometric Measurement. SW-846 Method 9040C, 2004.
30. United States Environmental Protection Agency. Test Methods for Evaluation Solid Waste Physical/Chemical Methods. Soil and Waste pH. SW-846 Method 9045D, 2004.
31. United States Environmental Protection Agency. Test Methods for Evaluation Solid Waste Physical/Chemical Methods. Automated Soxhlet Extraction. SW-846 Method 3541, 1994.

(นางวิภาดา จันทฤทธิกุล)
ผู้อำนวยการกลุ่มงานวิชาการและพัฒนาระบบข้อมูล
และระบบสารสนเทศ

กลุ่มงานวิชาการและพัฒนาระบบข้อมูลและระบบสารสนเทศ กองวิจัยและพัฒนาระบบข้อมูลสารสนเทศ กรมส่งเสริมการค้าระหว่างประเทศ กระทรวงพาณิชย์ โทร. ๐ ๒๖๐๒ ๕๐๐๖, ๕๐๐๗

7. United States Environmental Protection Agency. Test Methods for Evaluation Solid Waste Physical/Chemical Methods. Acid Digestion of Sludges and Sediments and Soils. SW-846 Method 3050B, 1996.
8. United States Environmental Protection Agency. Test Methods for Evaluation Solid Waste Physical/Chemical Methods. Alkaline Digestion for Hexavalent Chromium. SW-846 Method 3060A, 1996.
9. United States Environmental Protection Agency. Test Methods for Evaluation Solid Waste Physical/Chemical Methods. Separatory Funnel Liquid-Liquid Extraction. SW-846 Method 3510C, 1996.
10. United States Environmental Protection Agency. Test Methods for Evaluation Solid Waste Physical/Chemical Methods. Soxhlet Extraction. SW-846 Method 3540C, 1996.
11. United States Environmental Protection Agency. Test Methods for Evaluation Solid Waste Physical/Chemical Methods. Microscale Solvent Extraction (MSE). SW-846 Method 3570, 2002.
12. United States Environmental Protection Agency. Test Methods for Evaluation Solid Waste Physical/Chemical Methods. Volatile Organic Compounds (VOCs) in Various Sample Matrices Using Equilibrium Headspace Analysis. SW-846 Method 5021A, 2014.
13. United States Environmental Protection Agency. Test Methods for Evaluation Solid Waste Physical/Chemical Methods. Purge-and-Trap for Aqueous Samples. SW-846 Method 5030B, 1996.
14. United States Environmental Protection Agency. Test Methods for Evaluation Solid Waste Physical/Chemical Methods. Closed-System Purge-and-Trap and Extraction for Volatile Organics in Soil and Waste Samples. SW-846 Method 5035, 1996.
15. United States Environmental Protection Agency. Test Methods for Evaluation Solid Waste Physical/Chemical Methods. Inductively Coupled Plasma-Atomic Emission Spectrometry. SW-846 Method 6010B, 1996.
16. United States Environmental Protection Agency. Test Methods for Evaluation Solid Waste Physical/Chemical Methods. Inductively Coupled Plasma-Mass Spectrometry. SW-846 Method 6020A, 2007.
17. United States Environmental Protection Agency. Test Methods for Evaluation Solid Waste Physical/Chemical Methods. Chromium, Hexavalent (Colorimetric). SW-846 Method 7196A, 1992.
18. United States Environmental Protection Agency. Test Methods for Evaluation Solid Waste Physical/Chemical Methods. Mercury in Solid or Semisolid Waste (Manual Cold-Vapor Technique). SW-846 Method 7471B, 2007.
19. United States Environmental Protection Agency. Test Methods for Evaluation Solid Waste Physical/Chemical Methods. Mercury in Solids and Solutions by Thermal Decomposition, Amalgamation, and Atomic Absorption Spectrophotometry. SW-846 Method 7473, 2007

(นางวิภาดา จันทฤทธิกุล)
ผู้อำนวยการกลุ่มงานวิชาการและพัฒนาระบบข้อมูล
และระบบสารสนเทศ

20. United States...

CERTIFICATE OF CALIBRATION

Certificate Number
CL-001-65

Page 1 of 2 Pages

MEASUREMENT ITEM
MANUFACTURER
MODEL/TYPE
SERIAL NUMBER
ID NUMBER
CONDITION AS-RECEIVED
CUSTOMER

: Wind Direction Sensor
: Novolynx
: Sensor: WS-02F
Data logger: 110-WS-250L-D
: Sensor: WS0-011
Data logger: AS908
: BKC_F51213
: New item
: ALS laboratory group (Thailand) co., Ltd.
104 Phathanakan 40, Phathanakan Rd, Khwaeng Suan Luang,
Khet Suan Luang, Bangkok 10250 Thailand.

RECEIVED DATE
MEASUREMENT DATE
ISSUE DATE

: 09 Nov 2022
: 17 Nov 2022
: 23 Nov 2022

ENVIRONMENTAL CONDITIONS:

Ambient condition in the laboratory are as follow:
Temperature
Relative Humidity
Atmospheric Pressure

: 23.0 ± 3.0 °C
: 55.0 ± 15.0 %RH
: 1010 ± 10 hPa

PLACE OF CALIBRATION

: Effel type wind tunnel of Jiranae Associates Co., Ltd.

CALIBRATION CONDITION

: Wind tunnel cross-section area¹ 900 cm²
Win direction frontal area² 129 cm²
Diameter of mounting pipe³ - mm
Blockage ratio of test object⁴ 0.143 [-]

Preconditioning
Measurement Condition

: 24 hours at ambient conditions.
: The average values during measurement are (24.0)°C, (49.7) %RH and (1009.5) hPa.

TABULATION OF RESULTS:

This table on next page give the measured values.

Calibrated by:

[1] Mr. Sorawit Thachalad
[2] Miss Jitraporn Lertsomphol



Approved signatory:

Mr. Panya Booncharoen
Calibration Department Manager

Remark:

¹ Nozzle cross-section area of the wind tunnel
² Projected cross-section area of the tested object include mounting pipe
³ Diameter of mounting pipe
⁴ Ratio ² to ¹

รายการเครื่องที่ใช้ในการวัดทาง / ผลสอบ

Sample Name	Parameter	Equipment Name	ID No.	Calibrated Date	Next Cal	Freq. Calibrate (Months)
Ambient	Wind Speed / Wind Direction	High Volume	BKC_F51060	17-Nov-22	17-May-24	18
Ambient	Particulate Matter (PM-10)	High Volume	BKC_F50388	-	-	On site Calibration
Ambient	Particulate Matter (PM-10)	High Volume	BKC_F50379	-	-	On site Calibration
Ambient	Particulate Matter (PM-10)	High Volume	BKC_F50378	-	-	On site Calibration
Ambient	Particulate Matter (PM-10)	High Volume	BKC_F50387	-	-	On site Calibration
Ambient	Particulate Matter (PM-10)	High Volume	BKC_F51063	-	-	On site Calibration
Ambient	Particulate Matter (PM-10)	High Volume	BKC_F50386	-	-	On site Calibration
Ambient	Particulate Matter (PM-10)	High Volume	BKC_F50382	-	-	On site Calibration
Ambient	Particulate Matter (PM-10)	High Volume	BKC_F50384	-	-	On site Calibration
Ambient	Particulate Matter (PM-10)	Digital Balance	BKC_EN0004	8-Feb-23	8-Feb-24	12
Ambient	Total Suspended Particulate	High Volume	BKC_F50368	-	-	On site Calibration
Ambient	Total Suspended Particulate	High Volume	BKC_F50373	-	-	On site Calibration
Ambient	Total Suspended Particulate	High Volume	BKC_F50360	-	-	On site Calibration
Ambient	Total Suspended Particulate	High Volume	BKC_F51058	-	-	On site Calibration
Ambient	Total Suspended Particulate	High Volume	BKC_F50369	-	-	On site Calibration
Ambient	Total Suspended Particulate	High Volume	BKC_F50372	-	-	On site Calibration
Ambient	Total Suspended Particulate	High Volume	BKC_F51056	-	-	On site Calibration
Ambient	Total Suspended Particulate	High Volume	BKC_F50362	-	-	On site Calibration
Ambient	Total Suspended Particulate	High Volume	BKC_F51059	-	-	On site Calibration
Ambient	Total Suspended Particulate	Digital Balance	BKC_EN0004	8-Feb-23	8-Feb-24	12



right solutions,
right partner.

CERTIFICATE OF CALIBRATION

Page 1 of 2 Pages

MEASUREMENT ITEM
MANUFACTURER
MODEL/TYPE
SERIAL NUMBER
ID NUMBER
CONDITION AS-RECEIVED
CUSTOMER

Calibration procedure:
The cup anemometer was calibrated against Standard air velocity transducer model: B55-12 and pitot tube with precision differential pressure meter model: DPM2500 in an open test-section of Eiffel type wind tunnel with 900 cm² cross section area. The WT CL 007 based on IEC 61400-12-1, Wind energy generation systems - Part 12-1: Power performance measurements of electricity producing wind turbines, March 2017 was used as a calibration guideline.

Traceability:
This certificate provides a traceability of the measurement to recognized the national standards, and to calibration of the International system of units (SI) through the NMV (National Metrology Institute of Thailand) via Certificate number: NMV-0052-21 and NMV-0066-22

Uncertainty of Measurement:
The expanded uncertainty of measurement is based on the standard uncertainty multiplied by a coverage factor k=2, which for a normal distribution corresponds to a coverage probability of approximately 95%. The standard uncertainty has been determined in accordance with the GUM "Evaluation of measurement data: Guide to the expression of uncertainty in measurement"

Effel-type wind tunnel of Jiranate Associates Co., Ltd.
Wind tunnel cross-section area¹ 900 cm²
Win direction frontal area² 100 cm²
Diameter of mounting pipe³ - mm
Blockage ratio of test object⁴ 0.111 [-]

24 hours at ambient conditions.
The average values during measurement are (23.8) °C, (49.5) %RH and (1012.2) hPa.



Approved signatory:

Mr. Pannya Booncharoen
Calibration Department Manager

TABULATION OF RESULTS:
The table on next page give the measured values.

Calibrated by:
[x] Mr. Sorawit Thachalad
[] Miss Jitraporn Lertsomphol

Remark:
¹ Nozzle cross-section area of the wind tunnel
² Projected cross-section area of the tested object include mounting pipe
³ Diameter of mounting pipe
⁴ Ratio 1/6

THIS CERTIFICATE OF CALIBRATION MAY NOT BE REPRODUCED EXCEPT IN FULL UNLESS PERMISSION FOR REPRODUCTION HAS BEEN OBTAINED IN WRITING FROM THE LABORATORY

Certificate Number
CL-001-65

Page 2 of 2 Pages

MEASUREMENT RESULTS

The wind direction sensor was calibrated against standard rotary encoder by comparison method. During calibration, the measurement was carried out at 45° intervals in clockwise and counter-clockwise directions after offset adjustment has been made. The flow speed of wind tunnel (usually 5 m/s) is kept constant while the sensor is rotated around its vertical axis. The results of calibration and associated measurement uncertainties are reported in the table below.

Air speed m/s	D ^{1st} Degree (°)	D ^{2nd} Degree (°)	Error Degree (°)	U (k=2) Degree (°)
	0.001	0	0	0.58
	45.001	45	0	0.68
	90.000	89	-1	0.74
	135.000	133	-2	0.74
4.99	180.000	177	-3	0.68
	225.000	223	-2	0.74
	270.001	271	1	0.68
	315.001	318	3	0.68

Remark:
¹ Calibration results only count for the tested circumstances and environmental conditions during which calibration took place

² Direction of standard

³ Direction of Unit Under Calibration





63/14-15,67/35-36, Soi Petchkasem 7/1, Petchkasem Rd,
Walthapa, Bangkok 10600 Thailand.
Tel: (66) 02-8680812#13 Fax: (66) 02-8680860 www.jiranatec.com



CERTIFICATE OF CALIBRATION

Certificate No.: CL 156 65
Page 1 of 2

Equipment Name: Data Logger with Temperature

Sensor

Manufacturer: Novolyx

Model: 110 WS 25DI D

Serial No.: A5908

ID No.: BKK FS1213

Customer

Name: ALS laboratory group (Thailand) Co., Ltd.

Address: 104 Phatthana 40, Phatthana 40

Rd., Khwaeng Suan Luang, Khet Suan Luang, Bangkok

10250 Thailand.

Received date: 09 Nov 2022

Calibration date: 18 Nov 2022

Issue date: 23 Nov 2022

Reference Used During Calibration

1. Standard Temperature Probe Model: STS 100 A5(0).

Serial No.: 667682 09, Due date: 23 Mar 2023

2. Digital Temperature Indicator Model: D11-1000 A MK

II, Serial No.: 671407 00591 Due date: 22 July 2023

Calibration Condition

Temperature: (23±3) °C

Relative Humidity: (55±15)%

Calibration Procedure

The temperature calibration was done by in House
calibration method as WI CL 001 according to
comparison method with standard digital temperature
indicator and standard temperature probe. The
temperature scale use was based on ITS 90.

Traceability

The measurement results are traceable to the
international system of units (SI) through National
Institute of Metrology Thailand (NIMT) Certificate
number: T1 0034 22, Certificate number: FR 0092

22

Calibrated by

Mr. Sorawat Thachalad

Miss Jitraporn Lertsomphol

Approved Signatory:

Mr. Panyia Booncharoen

Calibration Department Manager



Approved Signatory: 28/11/22
Mr. Panyia Booncharoen
Calibration Department Manager

THIS CERTIFICATE MAY NOT BE REPRODUCED EXCEPT IN FULL UNLESS PERMISSION FOR REPRODUCTION HAS
BEEN
OBTAINED IN WRITING FROM THE LABORATORY

Certificate Number
CL-001-65

Page 2 of 2 Pages

MEASUREMENT RESULTS⁵

The cup anemometer, Unit Under Calibration (UUC) was exercised at 10 m/s for 5 minutes prior to calibration being performed. The standard air velocity 0.5 m/s to 5 m/s was calculated by a standard air velocity transducer and above 5 m/s to 30 m/s was calculated by a pitot tube with precision differential pressure meter which was installed 40 mm and 300 mm respectively away from wind tunnel nozzle. UUC was installed at center of the test section. The calibration was carried out under both rising and falling air velocity in the range of 1 m/s to 16 m/s at calibration interval of 1 m/s. The results of calibration and associated measurement uncertainties are reported in the table below.

V_{ref} (m/s)	Temp. wind tunnel (°C)	Temp. room (°C)	V_{ref} (m/s)	Error (m/s)	$U(k=2)$ (m/s)
0.975	24.02	23.75	0.8	-0.2	0.16
2.073	23.54	23.75	1.8	-0.3	0.16
3.068	24.02	23.75	2.8	-0.2	0.21
4.180	23.84	23.75	3.8	-0.3	0.20
5.01	23.92	23.75	4.8	-0.2	0.17
6.00	23.96	23.75	5.8	-0.2	0.18
7.07	23.84	23.75	6.9	-0.2	0.19
8.20	23.86	23.75	7.9	-0.3	0.19
9.11	23.80	23.75	8.9	-0.2	0.22
10.10	23.92	23.75	9.8	-0.3	0.21
11.16	23.82	23.75	10.9	-0.2	0.20
12.14	23.96	23.75	11.9	-0.3	0.21
13.20	23.90	23.75	12.9	-0.3	0.21
14.27	23.94	23.75	14.0	-0.3	0.25
15.19	23.90	23.75	14.9	-0.2	0.22
16.32	23.90	23.75	16.1	-0.3	0.26


Remark:

Calibration results only count for the tested circumstances and environmental conditions during which calibration took place

⁵Velocity of standard

⁶Velocity of Unit Under Calibration

PHOTO OF CALIBRATION SET-UP



Calibration set-up of the cup anemometer calibration in the wind tunnel of Jiranatec Associates Co., Ltd. The cup anemometer shown may differ from the calibrated one. Remark: The proportion of the set-up is not true to scale due to imaging geometry.



End of Certificate of Calibration



63/14-15,67/35-36, Soi Petchkasem 7/11, Petchkasem Rd,
Wathapra, Bangkoknoi, Bangkok 10600 Thailand.
Tel: (66) 02-8680812#13 Fax: (66) 02-8680860 www.jiranatee.com

CERTIFICATE OF CALIBRATION

Calibration No. : RH-01112022
Page 1 of 1 Pages

Measurement Item : Relative humidity with data logger

Manufacturer : Novolyox

Model/Type : 110 WS-2501 D

Serial Number : A6908

ID No. : DMP-FS1213

Customer : A/S laboratory group (Thailand) Co., Ltd

: 104 Phulthongkarn 40, Phulthongkarn Rd., Khwaeng Suan Luang, Khet Suan Luang, Bangkok
10250 Thailand.

Environmental Condition:

The measurement was carried out in an ambient temperature of (25±3)°C, and relative humidity of (50±15)%.

Measurement Method:

Unit Under Calibration (UUC) was calibrated by comparison method with standard thermo hygrometer in the humidity generator chamber to determine the errors.

Traceability:

This instrument was calibrated using standard equipment whose accuracy is traceability through National Institute of Standards and Technology to the international system of units (SI) via MCS Calibration, Inc. Certificate number: 20314 101. Due date: Mar 14, 2023.

Measurement Date : Nov 18, 2022

Issued Date : Nov 23, 2022

Measurement Results:

This equipment was connected with indoor air quality probe and Displayed (RH) on display. Model: HMP-60, Serial number: U3641221

Calibration was performed in the range of 20%RH to 80%RH

The results of calibration are reported in table below.

Determined (RH)	Standard (RH)	UUC (RH)	Error (RH)	Uncertainty ±(RH)
20	19.93	17.6	-2.3	0.61
50	50.45	47.7	-2.8	0.57
80	80.30	77.6	-2.7	0.55

Performed by

☒ Mr. Sorawit Thachad

☐ Miss Jitraporn Lertsomphol

Approved Signature:

Mr. Panyu Booncharoen

Calibration Department Manager



[Signature]



63/14-15,67/35-36, Soi Petchkasem 7/11, Petchkasem Rd,
Wathapra, Bangkoknoi, Bangkok 10600 Thailand.
Tel: (66) 02-8680812#13 Fax: (66) 02-8680860 www.jiranatee.com



Certificate No.: CL-156 65
Page 2 of 2

Result of Calibration: - Without Adjustment | With Adjustment

Calibration Range: 20-40 °C

Function:

This equipment was connected with temperature sensor Model: HMP60 S/N: U3641221.

Dimension : Diameter 12 mm, Length 80 mm.

Immersion Depth (mm)	Standard Reading (°C)	UUC Reading (°C)	Error (°C)	Uncertainty (°C)
60	20.00	19.9	0.1	0.30
60	24.96	24.8	0.2	0.30
60	30.00	29.8	0.2	0.30
60	35.00	34.6	0.4	0.30
60	40.00	39.5	0.5	0.30

UUC*: Unit Under Calibration

The reported expanded uncertainty is based on standard uncertainty multiplied by a coverage factor k=2 providing a level of confidence of approximately 95%.

* End of Certificate *





MM-N08

High Volume Air Sampler Calibration Worksheet

Project Site : Akara Resources Public Co.Ltd. Barometric Pressure (mm Hg) : 755

Calibrate Location : Ban Nong Ra Man Temperature (°C) : 30

Calibrate Date : 21-Feb-23 High Volume ID : BKK FS0388

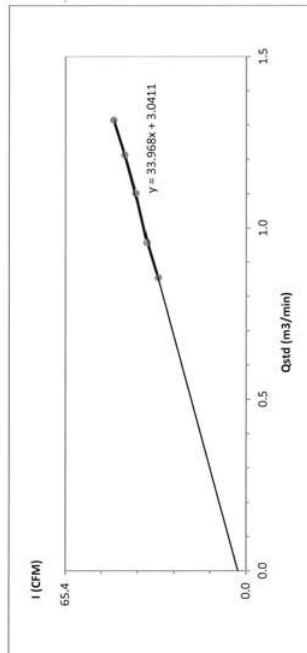
CalibrationSheet No.: C-210223-BKK FS0388 High Volume Model : TE-5009X

Calibrator ID: BKK FS0624 High Volume S/N : 5328

Calibrator Model : TE-5028A Calibrator Slope : 1.64942

Calibrator S/N : 2584 Calibrator Intercept : -0.02902

Test No.	Delta H ₂ O (inch)	Q _{std} (m ³ /min)	I : Chart (CFM)	Linear Regression
1	1.9	0.8551	32	Slope : 33.9680 Intercept : 3.0411 Correlation Coefficient : 0.9983
2	2.4	0.9574	36	
3	3.2	1.1010	40	
4	3.9	1.2125	44	
5	4.6	1.3143	48	



Calibrated by : Mr. Teeravut Sukdee (Mr. Teeravut Sukdee) Field Scientist(1)

Approved by : Mr. Noppong Juntarupan (Mr. Noppong Juntarupan) Enviro Field Coordinator Scientist (3)

FORM NO.: F 06-074 REVISION NO.: ISSUE DATE: 14/03/16



High Volume Air Sampler Calibration Worksheet

Project Site : Akara Resources Public Co.Ltd. Barometric Pressure (mm Hg) : 755

Calibrate Location : Ban Dong Long Temperature (°C) : 30

Calibrate Date : 21-Feb-23 High Volume ID : BKK FS1060

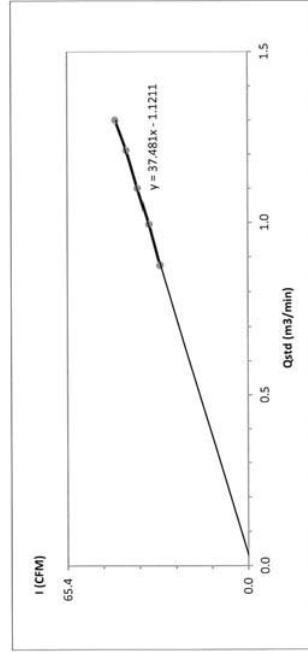
CalibrationSheet No.: C-210223-BKK FS1060 High Volume Model : TE-5009X

Calibrator ID: BKK FS0624 High Volume S/N : 5503

Calibrator Model : TE-5028A Calibrator Slope : 1.64942

Calibrator S/N : 2584 Calibrator Intercept : -0.02902

Test No.	Delta H ₂ O (inch)	Q _{std} (m ³ /min)	I : Chart (CFM)	Linear Regression
1	2.0	0.8765	32	Slope : 37.4812 Intercept : -1.1211 Correlation Coefficient : 0.9988
2	2.6	0.9953	36	
3	3.2	1.1010	40	
4	3.9	1.2125	44	
5	4.5	1.3003	48	



Calibrated by : Mr. Teeravut Sukdee (Mr. Teeravut Sukdee) Field Scientist(1)

Approved by : Mr. Noppong Juntarupan (Mr. Noppong Juntarupan) Enviro Field Coordinator Scientist (3)

FORM NO.: F 06-074 REVISION NO.: ISSUE DATE: 14/03/16

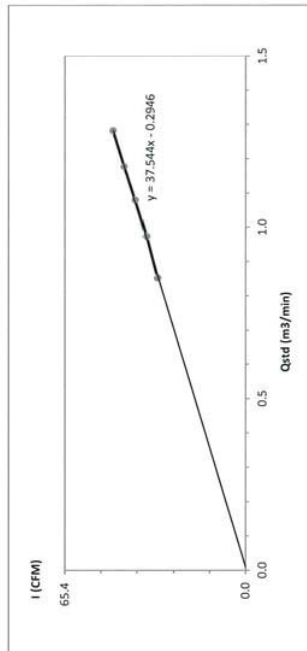
u.27/24



High Volume Air Sampler Calibration Worksheet

Project Site : Akara Resources Public Co.,Ltd. Barometric Pressure (mm Hg) : 755
Calibrate Location : Ban Khao Mor Temperature (°C) : 32
Calibrate Date : 21-Feb-23 High Volume ID : BKK FS0378
Calibration Sheet No.: C-210223-BKK FS0378 High Volume Model : TE-5009X
Calibrator ID: BKK FS0624 High Volume S/N: 4155
Calibrator Model : TE-5028A Calibrator Slope : 1.64942
Calibrator S/N : 2584 Calibrator Intercept : -0.02902

Test No.	Delta H ₂ O (inch)	Q _{std} (m ³ /min)	I : Chart (CFM)	Linear Regression
1	1.9	0.8523	32	Slope : 37.5441
2	2.5	0.9734	36	Intercept : -0.2946
3	3.1	1.0807	40	Correlation Coefficient : 0.9992
4	3.7	1.1779	44	
5	4.4	1.2819	48	



Calibrated by : Approved by :
(Mr. Teeravut Sukdee) (Mr. Noppong Juntarupan)
Field Scientist(1) Enviro Field Coordinator Scientist (3)

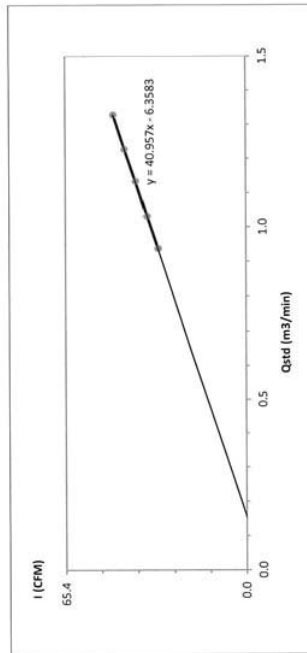
FORM NO.: F 06-074 REVISION NO.: ISSUE DATE: 14/03/16



High Volume Air Sampler Calibration Worksheet

Project Site : Akara Resources Public Co.,Ltd. Barometric Pressure (mm Hg) : 755
Calibrate Location : Ban Nong Sang Temperature (°C) : 30
Calibrate Date : 21-Feb-23 High Volume ID : BKK FS0379
Calibration Sheet No.: C-210223-BKK FS0379 High Volume Model : TE-5009X
Calibrator ID: BKK FS0624 High Volume S/N: 4158
Calibrator Model : TE-5028A Calibrator Slope : 1.64942
Calibrator S/N : 2584 Calibrator Intercept : -0.02902

Test No.	Delta H ₂ O (inch)	Q _{std} (m ³ /min)	I : Chart (CFM)	Linear Regression
1	2.3	0.9379	32	Slope : 40.9570
2	2.8	1.0318	36	Intercept : -6.3583
3	3.4	1.1340	40	Correlation Coefficient : 0.9999
4	4.0	1.2276	44	
5	4.7	1.3282	48	



Calibrated by : Approved by :
(Mr. Teeravut Sukdee) (Mr. Noppong Juntarupan)
Field Scientist(1) Enviro Field Coordinator Scientist (3)

FORM NO.: F 06-074 REVISION NO.: ISSUE DATE: 14/03/16



MM-N08

High Volume Air Sampler Calibration Worksheet

Project Site : Alara Resources Public Co., Ltd. Barometric Pressure (mm Hg) : 755

Calibrate Location : Ban Tung Thong Temperature (°C) : 32

Calibrate Date : 21-Feb-23 High Volume ID : BKK FS1063

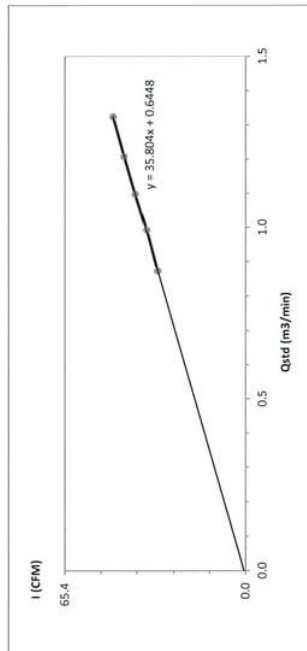
Calibration Sheet No.: C-210223-BKK FS1063 High Volume Model : TE-5009X

Calibrator ID: BKK FS0624 High Volume S/N: 5685

Calibrator Model : TE-5028A Calibrator Slope : 1.64942

Calibrator S/N : 2584 Calibrator Intercept : -0.02902

Test No.	Delta H ₂ O (inch)	Q _{ad} (m ³ /min)	I : Chart (CFM)	Linear Regression
1	2.0	0.8737	32	Slope : 35.8043 Intercept : 0.6448 Correlation Coefficient : 0.9999
2	2.6	0.9921	36	
3	3.2	1.0975	40	
4	3.9	1.2086	44	
5	4.7	1.3239	48	



Calibrated by :  Approved by : 

(Mr. Terravut Suddee) (Mr. Noppong Juntarupan)
Field Scientist(1) Enviro Field Coordinator Scientist (3)

FORM NO.: F 06-074 REVISION NO.: ISSUE DATE: 14/03/16



High Volume Air Sampler Calibration Worksheet

Project Site : Alara Resources Public Co., Ltd. Barometric Pressure (mm Hg) : 755

Calibrate Location : Ban Khao Kham Temperature (°C) : 32

Calibrate Date : 21-Feb-23 High Volume ID : BKK FS0387

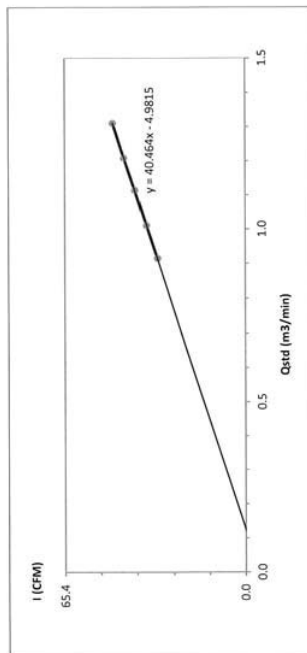
Calibration Sheet No.: C-210223-BKK FS0387 High Volume Model : G1031

Calibrator ID: BKK FS0624 High Volume S/N: 1626

Calibrator Model : TE-5028A Calibrator Slope : 1.64942

Calibrator S/N : 2584 Calibrator Intercept : -0.02902

Test No.	Delta H ₂ O (inch)	Q _{ad} (m ³ /min)	I : Chart (CFM)	Linear Regression
1	2.2	0.9150	32	Slope : 40.4644 Intercept : -4.9815 Correlation Coefficient : 0.9999
2	2.7	1.0105	36	
3	3.3	1.1141	40	
4	3.9	1.2086	44	
5	4.6	1.3101	48	



Calibrated by :  Approved by : 

(Mr. Terravut Suddee) (Mr. Noppong Juntarupan)
Field Scientist(1) Enviro Field Coordinator Scientist (3)

FORM NO.: F 06-074 REVISION NO.: ISSUE DATE: 14/03/16

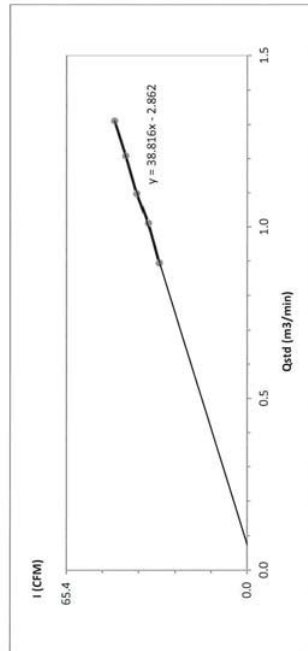
u.27/26



High Volume Air Sampler Calibration Worksheet

Project Site : Akara Resources Public Co. Ltd. Barometric Pressure (mm Hg) : 755
Calibrate Location : Ban Klong Sai Yang Rong Temperature (°C) : 32
Calibrate Date : 21-Feb-23 High Volume ID : BKK FS0382
Calibration Sheet No.: C-210223-BKK FS0382 High Volume Model : TE-5009X
Calibrator ID: BKK FS0624 High Volume S/N: 4786
Calibrator Model : TE-5028A Calibrator Slope : 1.64942
Calibrator S/N : 2584 Calibrator Intercept : -0.02902

Test No.	Delta H ₂ O (inch)	Q _{ad} (m ³ /min)	I : Chart (CFM)	Linear Regression
1	2.1	0.8946	32	Slope : 38.8156
2	2.7	1.0105	36	Intercept : -2.8620
3	3.2	1.0975	40	Correlation Coefficient : 0.9993
4	3.9	1.2086	44	
5	4.6	1.3101	48	



Calibrated by : hps hps Approved by : Mr. Noppong Juntarapan
(Mr. Terravut Suddee) Enviro Field Coordinator Scientist (3)

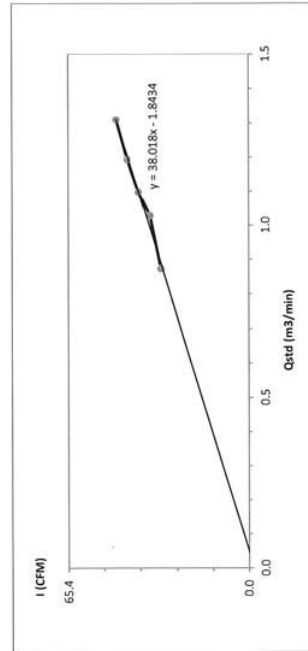
FORM NO: F 06-074 REVISION NO.: ISSUE DATE: 14/03/16



High Volume Air Sampler Calibration Worksheet

Project Site : Akara Resources Public Co. Ltd. Barometric Pressure (mm Hg) : 755
Calibrate Location : Ban Mai Klong Tai Lue Temperature (°C) : 32
Calibrate Date : 21-Feb-23 High Volume ID : BKK FS0386
Calibration Sheet No.: C-210223-BKK FS0386 High Volume Model : TE-5009X
Calibrator ID: BKK FS0624 High Volume S/N: 4790
Calibrator Model : TE-5028A Calibrator Slope : 1.64942
Calibrator S/N : 2584 Calibrator Intercept : -0.02902

Test No.	Delta H ₂ O (inch)	Q _{ad} (m ³ /min)	I : Chart (CFM)	Linear Regression
1	2.0	0.8737	32	Slope : 38.0176
2	2.8	1.0285	36	Intercept : -1.8434
3	3.2	1.0975	40	Correlation Coefficient : 0.9931
4	3.8	1.1934	44	
5	4.6	1.3101	48	



Calibrated by : hps hps Approved by : Mr. Noppong Juntarapan
(Mr. Terravut Suddee) Enviro Field Coordinator Scientist (3)

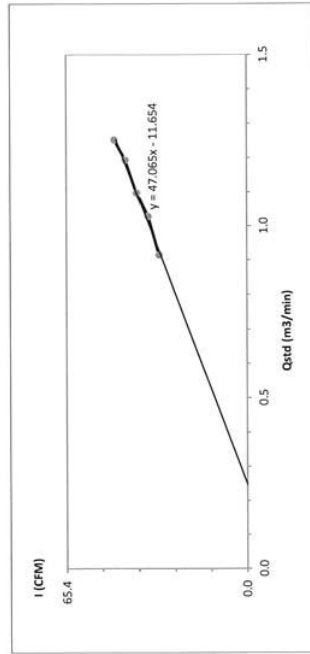
FORM NO: F 06-074 REVISION NO.: ISSUE DATE: 14/03/16



High Volume Air Sampler Calibration Worksheet

Project Site :	Arkaz Resources Public Co., Ltd.	Barometric Pressure (mm Hg) :	755
Calibrate Location :	Ban Long Du	Temperature (°C) :	32
Calibrate Date :	21-Feb-23	High Volume ID :	BKK-FS0384
Calibrationsheet No.:	C-210223-BKK-FS0384	High Volume Model :	TE-5009X
Calibrator ID :	BKK-FS0624	High Volume S/N :	4788
Calibrator Model :	TE-5028A	Calibrator Slope :	1.64942
Calibrator S/N :	2584	Calibrator Intercept :	-0.02902

Test No.	Delta H ₂ O (inch)	Q _{ad} (m ³ /min)	I : Chart (CFM)	Linear Regression
1	2.2	0.9150	32	Slope : 47.0655
2	2.8	1.0285	36	Intercept : -11.6537
3	3.2	1.0975	40	Correlation Coefficient : 0.9949
4	3.8	1.1934	44	
5	4.2	1.2531	48	



Calibrated by : hps Am Approved by : Mr. Noppong Juntarapan
(Mr. Teeravut Sukdee) Enviro Field Coordinator Scientist (3)
Field Scientist(1)

Sartorius

NSC-TSI-TIS 17025
CALIBRATION 0425

Certificate of Calibration

REVIEW BY : Siriyuk P

APPROVED BY : LL AL

NEXT CAL. DATE : 8/2/24

Model Number :	XP105DU	Certificate No. :	23BC100771
Description :	Semi-micro Balance	Issued Date :	Monday, February 13, 2023
Serial Number :	1123091884	Reference No. :	203245
ID No.	BKK-EN0004	Page No. :	1 of 3
Manufacturer :	Mettler Toledo		

Customer Name :	ALS Laboratory Group (Thailand)Co., Ltd.
104 Phatthanakan 40, Phatthanakan Rd., Khwaeng Phatthanakan, Khet Suan Luang, Bangkok 10250.	
Calibrated Place :	Balance Room.

Calibrated By :	Mr. Chonchai Inthana
Calibration Date :	Wednesday, February 08, 2023

Calibration Procedure No. : This calibration was conducted by Using in-house calibration procedure number (WI-003) Based on UKAS LAB 14 : 2019

Metrological data :

Capacity : 31/120 g Readability : 0.0001 g Temperature : 21.0 °C ± 3.0 °C

Humidity : 65.0 % RH ± 5.0 % RH

Pressure : ±

Reasons for calibration

☐ New Installation ☐ Service / Repair ☒ Re-calibration/ Maintenance ☐ Good Operate ☐ Fair

Measurement Method UKAS Publication Ref : Lab 14

The measurement uncertainty stated is the expanded uncertainty which is obtained from the standard uncertainty multiplied by the coverage factor (k=2) to provide a level of confidence of approximately 95%. It is determined in accordance with the Guide to Expression of Uncertainty in Measurement (GUM). The calibration certificate documents the traceability to National Standards, which realise the unit of measurement according to the International Standard System of Units (SI). Report of Tolerance came form list of Sartorius Metrological Specifications.

Model Number	Description	Traceability	Certificate No.	Due Date
YCS011-522-00	Sartorius weight set 1mg - 1kg E2 s/n 37929119	SPC-RT	C02212565	14-Sep-2023
MHB-382SD	Humidity/Barometer/Temp Lutron MHB-382SD	DKSH	C19220444	5-Sep-2023

This certificate relate and apply this equipment only.
This certificate may not be reproduced other than in full except with the prior written approval of the Verification Operation Division
Sartorius (Thailand) Co., Ltd.

Mr. Chonchai Inthana (Technical Manager)

SOP FM 33 03 February 2022



Certificate

of Calibration

Model Number: XS105DU
Description: Semi-micro Balance
Serial Number: 1123091884
ID No: BKK_EN0004
Manufacturer: Mettler Toledo

Certificate No.: 23BCI0071
Issued Date: Monday, February 13, 2023
Reference No.: 203245
Page No.: 3 of 3

Calibration Results : Without Adjustment

Repeatability		Eccentricity (Off-center loading error)	
The reproducibility is the ability of a weighing instrument to display nearly identical readouts under constant test conditions when the same load within a measurement series is placed repeatedly on the weighing pan in the same manner. The standard deviation is used to express reproducibility quantitatively.		The off-center loading error is yielded by the difference between the readout of the load, i.e. 1/3 or 1/4 of maximum capacity, placed in the middle of the weighing pan and between each of four additional measurement points (positions defined according to OIML R76).	
Nominal Value : (Low Load)	g	Nominal value :	g
100	g	Tolerance	N/A
Tolerance		Difference	
N/A		1	
Nominal Value : (High Load)		2	
100		3	
Tolerance		4	
N/A		5	
Standard Deviation		6	
0.00003			

Linearity

The linearity, also called linearity error. Describes the deviation of the characteristic curve of a weighing instrument from the linear slope.

Tolerance		N/A		g	
Nominal Value	(g)	Conventional Mass Value	(g)	Displayed Value	Deviation
50	50.0000	50.0000	50.0000	50.0000	0.00012
55	55.0000	55.0000	55.0000	55.0000	0.00015
60	60.0000	60.0000	60.0000	60.0000	0.00015
65	65.0000	65.0000	65.0000	65.0000	0.00015
70	70.0000	70.0000	70.0000	70.0000	0.00017
80	80.0000	80.0000	80.0000	80.0000	0.00018
90	90.0000	90.0000	90.0000	90.0000	0.00018
100	100.0000	100.0000	100.0000	100.0000	0.00026
110	110.0000	110.0000	110.0000	110.0000	0.00026
120	120.0000	120.0000	120.0000	120.0000	0.00026

End of Report

Certificate

of Calibration

Model Number: XP105DU
Description: Semi-micro Balance
Serial Number: 1123091884
ID No: BKK_EN0004
Manufacturer: Mettler Toledo

Certificate No.: 23BCI0071
Issued Date: Monday, February 13, 2023
Reference No.: 203245
Page No.: 2 of 3

Calibration Results : Without Adjustment

Repeatability		Eccentricity (Off-center loading error)	
The reproducibility is the ability of a weighing instrument to display nearly identical readouts under constant test conditions when the same load within a measurement series is placed repeatedly on the weighing pan in the same manner. The standard deviation is used to express reproducibility quantitatively.		The off-center loading error is yielded by the difference between the readout of the load, i.e. 1/3 or 1/4 of maximum capacity, placed in the middle of the weighing pan and between each of four additional measurement points (positions defined according to OIML R76).	
Nominal Value : (Low Load)	g	Nominal value :	g
20	g	Tolerance	N/A
Tolerance		Difference	
N/A		1	
Nominal Value : (High Load)		2	
20		3	
Tolerance		4	
N/A		5	
Standard Deviation		6	
0.000005			

Linearity

The linearity, also called linearity error. Describes the deviation of the characteristic curve of a weighing instrument from the linear slope.

Tolerance		N/A		g	
Nominal Value	(g)	Conventional Mass Value	(g)	Displayed Value	Deviation
0.1	0.10000	0.10000	0.10000	0.10000	0.00000
0.5	0.50001	0.50001	0.50000	0.50000	-0.00001
1	1.00000	1.00000	1.00000	1.00000	0.00000
2	2.00002	2.00002	2.00001	2.00001	-0.00001
5	5.00002	5.00002	5.00002	5.00002	0.00000
10	10.00002	10.00002	10.00002	10.00002	0.00000
15	15.00004	15.00004	15.00004	15.00004	0.00000
20	20.00000	20.00000	20.00000	20.00000	0.00000
25	25.00002	25.00002	25.00002	25.00002	0.00000
30	30.00002	30.00002	30.00004	30.00004	0.00002



MM-N08

High Volume Air Sampler Calibration Worksheet

Project Site : Akara Resources Public Co.,Ltd. Barometric Pressure (mm Hg) : 755

Calibrate Location : Ban Nong Ba Man Temperature (°C) : 30

Calibrate Date : 21-Feb-23 BKK FS0373

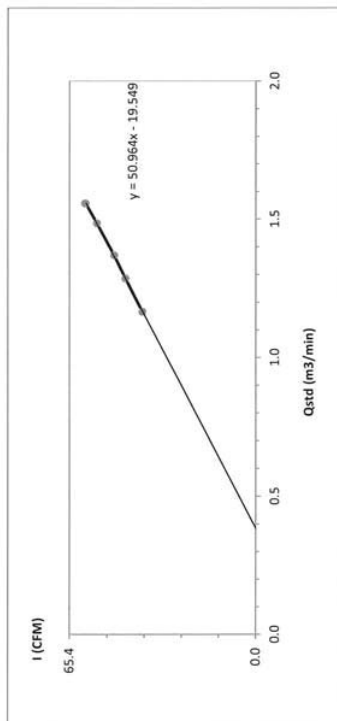
Calibration Sheet No.: C-210223-BKK FS0373 High Volume ID : G1051

Calibrator ID: BKK FS0624 High Volume S/N : 1330

Calibrator Model : TE-5028A Calibrator Slope : 1.64942

Calibrator S/N : 2584 Calibrator Intercept : -0.02902

Test No.	Delta H ₂ O (inch)	Q _{std} (m ³ /min)	I : Chart (CFM)	Linear Regression
1	3.6	1.1660	40	Slope : 50.9641
2	4.4	1.2861	46	Intercept : -19.5493
3	5.0	1.3690	50	Correlation Coefficient : 0.9998
4	5.9	1.4846	56	
5	6.5	1.5569	60	



Calibrated by : Approved by :

(Mr. Teeravut Sukdee)
Field Scientist(1)

(Mr. Noppong Juntarupan)
Enviro Field Coordinator Scientist (3)

FORM NO.- F 06-073 REVISION NO.- ISSUE DATE: 14/03/16



High Volume Air Sampler Calibration Worksheet

Project Site : Akara Resources Public Co.,Ltd. Barometric Pressure (mm Hg) : 755

Calibrate Location : Ban Dong Long Temperature (°C) : 30

Calibrate Date : 21-Feb-23 BKK FS0368

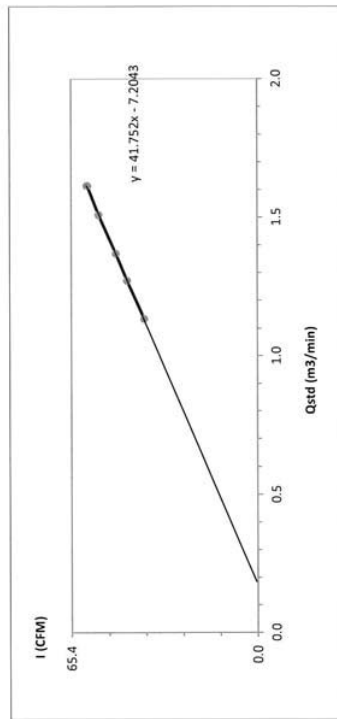
Calibration Sheet No.: C-210223-BKK FS0368 High Volume ID : TE-5009X

Calibrator ID: BKK FS0624 High Volume S/N : 4165

Calibrator Model : TE-5028A Calibrator Slope : 1.64942

Calibrator S/N : 2584 Calibrator Intercept : -0.02902

Test No.	Delta H ₂ O (inch)	Q _{std} (m ³ /min)	I : Chart (CFM)	Linear Regression
1	3.4	1.1340	40	Slope : 41.7523
2	4.3	1.2717	46	Intercept : -7.2043
3	5.0	1.3690	50	Correlation Coefficient : 0.9998
4	6.1	1.5091	56	
5	7.0	1.6145	60	



Calibrated by : Approved by :

(Mr. Teeravut Sukdee)
Field Scientist(1)

(Mr. Noppong Juntarupan)
Enviro Field Coordinator Scientist (3)

FORM NO.- F 06-073 REVISION NO.- ISSUE DATE: 14/03/16

u.27/30

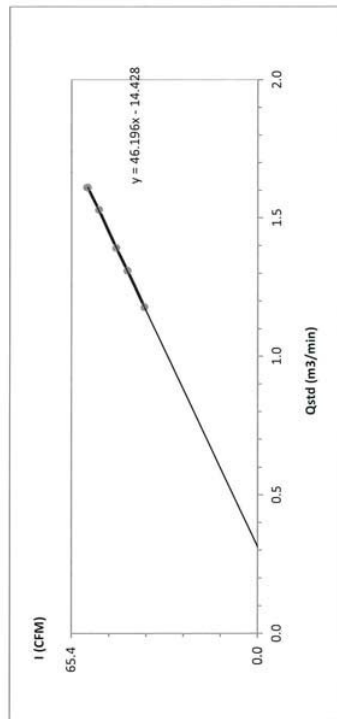


MM-N08

High Volume Air Sampler Calibration Worksheet

Project Site :	Alara Resources Public Co.,Ltd.	Barometric Pressure (mm Hg) :	755
Calibrate Location :	Ban Khao Mor	Temperature (°C) :	32
Calibrate Date :	21-Feb-23	High Volume ID :	BKK-FS1058
Calibration Sheet No.:	C-210223-BKK-FS1058	High Volume Model :	TE-5009X
Calibrator ID:	BKK-FS0624	High Volume S/N :	5689
Calibrator Model :	TE-5028A	Calibrator Slope :	1.64942
Calibrator S/N :	2584	Calibrator Intercept :	-0.02902

Test No.	Delta H ₂ O (inch)	Q _{std} (m ³ /min)	1: Chart (CFM)	Linear Regression
1	3.7	1.1779	40	Slope: 46.1960
2	4.6	1.3101	46	Intercept: -14.4282
3	5.2	1.3911	50	Correlation Coefficient: 0.9999
4	6.3	1.5282	56	
5	7.0	1.6093	60	



Calibrated by:  Approved by: 
(Mr. Teeravut Sukdee) Field Scientist(1) (Mr. Noppong Juntarupan) Enviro Field Coordinator Scientist (3)

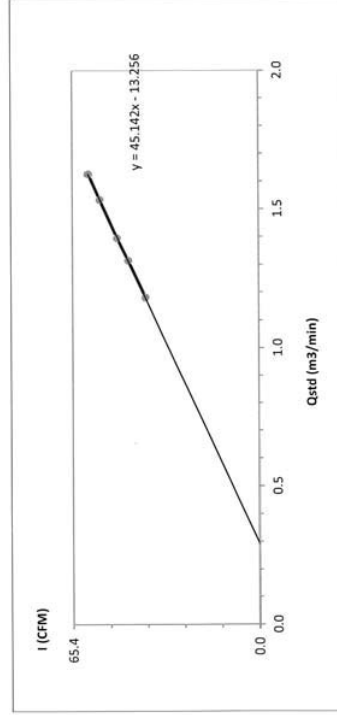
FORM NO.: F 06-073 REVISION NO.: - ISSUE DATE: 14/03/16



High Volume Air Sampler Calibration Worksheet

Project Site :	Alara Resources Public Co.,Ltd.	Barometric Pressure (mm Hg) :	755
Calibrate Location :	Ban Nong Sang	Temperature (°C) :	30
Calibrate Date :	21-Feb-23	High Volume ID :	BKK-FS0360
Calibration Sheet No.:	C-210223-BKK-FS0360	High Volume Model :	G1051
Calibrator ID:	BKK-FS0624	High Volume S/N :	1331
Calibrator Model :	TE-5028A	Calibrator Slope :	1.64942
Calibrator S/N :	2584	Calibrator Intercept :	-0.02902

Test No.	Delta H ₂ O (inch)	Q _{std} (m ³ /min)	1: Chart (CFM)	Linear Regression
1	3.7	1.1817	40	Slope: 45.1424
2	4.6	1.3143	46	Intercept: -13.2559
3	5.2	1.3956	50	Correlation Coefficient: 0.9998
4	6.3	1.5332	56	
5	7.1	1.6258	60	



Calibrated by:  Approved by: 
(Mr. Teeravut Sukdee) Field Scientist(1) (Mr. Noppong Juntarupan) Enviro Field Coordinator Scientist (3)

FORM NO.: F 06-073 REVISION NO.: - ISSUE DATE: 14/03/16

u.27/31



MM-N08

High Volume Air Sampler Calibration Worksheet

Project Site : Akara Resources Public Co.,Ltd. Barometric Pressure (mm Hg) : 755

Calibrate Location : Ban Tung Thong Temperature (°C) : 32

Calibrate Date : 21-Feb-23 High Volume ID : BKK FS0372

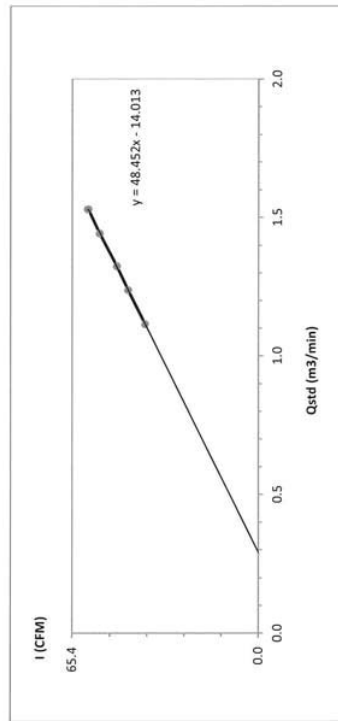
Calibration Sheet No.: C-210223-BKK FS0372 High Volume Model : TE-5009X

Calibrator ID: BKK FS0624 High Volume S/N : 5332

Calibrator Model : TE-5028A Calibrator Slope : 1.64942

Calibrator S/N : 2584 Calibrator Intercept : -0.02902

Test No.	Delta H ₂ O (inch)	Q _{ad} (m ³ /min)	I : Chart (CFM)	Linear Regression
1	3.3	1.1141	40	Slope : 48.4517
2	4.1	1.2385	46	Intercept : -14.0132
3	4.7	1.3239	50	Correlation Coefficient : 0.9999
4	5.6	1.4425	56	
5	6.3	1.5282	60	



Calibrated by  Approved by 

(Mr. Teeravut Sukdee)
Field Scientist(1)

(Mr. Noppong Juntarupan)
Enviro Field Coordinator Scientist (3)

FORM NO.: F 06-073 REVISION NO.: - ISSUE DATE: 14/03/16



High Volume Air Sampler Calibration Worksheet

Project Site : Akara Resources Public Co.,Ltd. Barometric Pressure (mm Hg) : 755

Calibrate Location : Ban Khiao Kham Temperature (°C) : 32

Calibrate Date : 3-Nov-22 High Volume ID : BKK FS0369

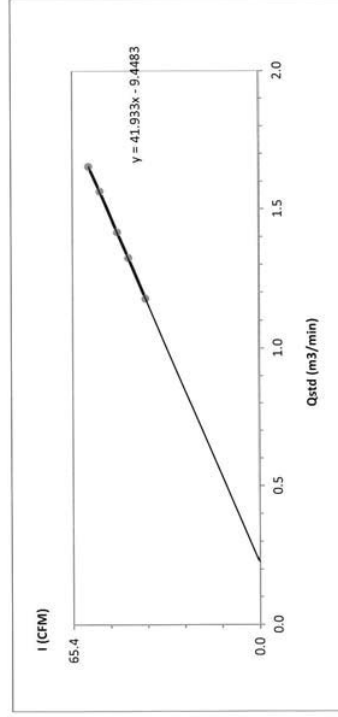
Calibration Sheet No.: C-031122-BKK FS0369 High Volume Model : TE-5009X

Calibrator ID: BKK FS0624 High Volume S/N : 4166

Calibrator Model : TE-5028A Calibrator Slope : 1.64942

Calibrator S/N : 2584 Calibrator Intercept : -0.02902

Test No.	Delta H ₂ O (inch)	Q _{ad} (m ³ /min)	I : Chart (CFM)	Linear Regression
1	3.7	1.1779	40	Slope : 41.9327
2	4.7	1.3239	46	Intercept : -9.4483
3	5.4	1.4170	50	Correlation Coefficient : 0.9999
4	6.6	1.5635	56	
5	7.4	1.6538	60	



Calibrated by  Approved by 

(Mr. Teeravut Sukdee)
Field Scientist(1)

(Mr. Noppong Juntarupan)
Enviro Field Coordinator Scientist (3)

FORM NO.: F 06-073 REVISION NO.: - ISSUE DATE: 14/03/16

u.27/32



MM-N08

High Volume Air Sampler Calibration Worksheet

Project Site : Akara Resources Public Co.,Ltd. Barometric Pressure (mm Hg) : 755

Calibrate Location : Ban Klong Sai Yang Rong Temperature (°C) : 32

Calibrate Date : 21-Feb-23 High Volume ID : BKK_FS0362

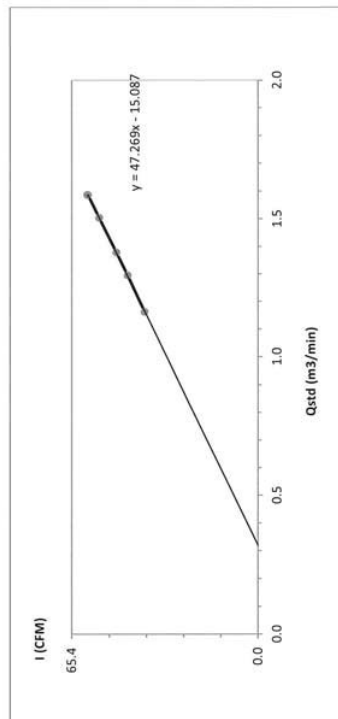
CalibrationSheet No.: C-210223-BKK_FS0362 High Volume Model : G1051

Calibrator ID: BKK_FS0624 High Volume S/N : 1452

Calibrator Model : TE-5028A Calibrator Slope : 1.64942

Calibrator S/N : 2584 Calibrator Intercept : -0.02902

Test No.	Delta H ₂ O (inch)	Q _{std} (m ³ /min)	I : Chart (CFM)	Linear Regression
1	3.6	1.1623	40	Slope : 47.2689 Intercept : -15.0874 Correlation Coefficient : 0.9999
2	4.5	1.2961	46	
3	5.1	1.3779	50	
4	6.1	1.5042	56	
5	6.8	1.5866	60	



Calibrated by : Approved by :

(Mr:Teeravut Sukdee)
Field Scientist(1)

(Mr: Noppong Juntarupan)
Enviro Field Coordinator Scientist (3)

FORM NO.- F 06-073 REVISION NO.- ISSUE DATE: 14/03/16



High Volume Air Sampler Calibration Worksheet

Project Site : Akara Resources Public Co.,Ltd. Barometric Pressure (mm Hg) : 755

Calibrate Location : Ban Mai Klong Ta Lud Temperature (°C) : 32

Calibrate Date : 21-Feb-23 High Volume ID : BKK_FS1056

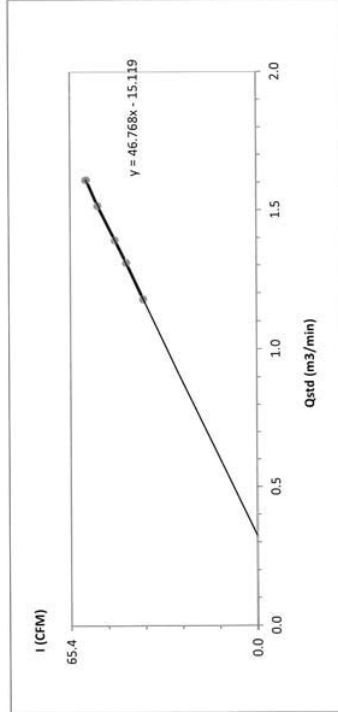
CalibrationSheet No.: C-210223-BKK_FS1056 High Volume Model : TE-5009X

Calibrator ID: BKK_FS0624 High Volume S/N : 5499

Calibrator Model : TE-5028A Calibrator Slope : 1.64942

Calibrator S/N : 2584 Calibrator Intercept : -0.02902

Test No.	Delta H ₂ O (inch)	Q _{std} (m ³ /min)	I : Chart (CFM)	Linear Regression
1	3.7	1.1779	40	Slope : 46.7681 Intercept : -15.1193 Correlation Coefficient : 0.9998
2	4.6	1.3101	46	
3	5.2	1.3911	50	
4	6.2	1.5163	56	
5	7.0	1.6093	60	



Calibrated by : Approved by :

(Mr:Teeravut Sukdee)
Field Scientist(1)

(Mr: Noppong Juntarupan)
Enviro Field Coordinator Scientist (3)

FORM NO.- F 06-073 REVISION NO.- ISSUE DATE: 14/03/16

u.27/33



รายงานข้อมูลเกี่ยวกับผลการตรวจ / ผลสอบ

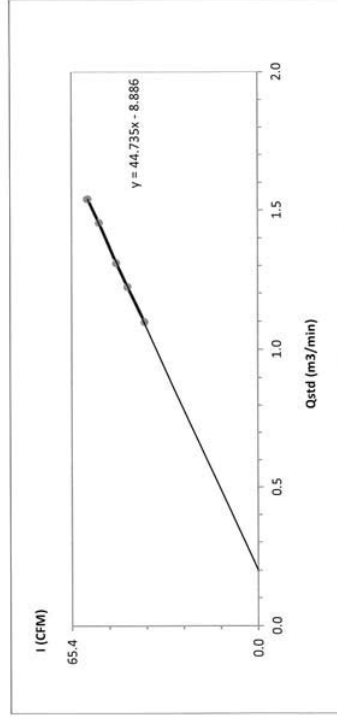
Sample Name	Parameter	Equipment Name	ID No.	Calibrated Date	Next Cal	Freq. Calibrate (Months)
Noise	Leq 24 hrs	Sound Calibrator	BKK_F50632	17-Jan-23	17-Jan-24	12
Noise	Leq 24 hrs	Sound Level Meter	BKK_F50103	13-Dec-22	13-Dec-23	12
Noise	Leq 24 hrs	Sound Level Meter	BKK_F50104	13-Dec-22	13-Dec-23	12
Noise	Leq 24 hrs	Sound Level Meter	BKK_F50108	19-Jan-23	19-Jan-24	12
Noise	Leq 24 hrs	Sound Level Meter	BKK_F50110	3-Jan-23	3-Jan-24	12
Noise	Leq 24 hrs	Sound Level Meter	BKK_F50115	3-Jan-23	3-Jan-24	12
Noise	Leq 24 hrs	Sound Level Meter	BKK_F50116	3-Jan-23	3-Jan-24	12
Noise	Leq 24 hrs	Sound Level Meter	BKK_F50117	3-Jan-23	3-Jan-24	12
Noise	Leq 24 hrs	Sound Level Meter	BKK_F50817	25-Oct-22	25-Oct-23	12
Noise	Leq 24 hrs	Sound Level Meter	BKK_F50922	19-Jan-23	19-Jan-24	12



High Volume Air Sampler Calibration Worksheet

Project Site :	Alara Resources Public Co.Ltd.	Barometric Pressure (mm Hg) :	755
Calibrate Location :	Ban Long Du	Temperature (°C) :	32
Calibrate Date :	21-Feb-23	High Volume ID :	BKK_F51059
Calibration Sheet No.:	C-210223-BKK_F51059	High Volume Model :	TE-5009X
Calibrator ID:	BKK_F50624	High Volume S/N :	5693
Calibrator Model :	TE-5028A	Calibrator Slope :	1.64942
Calibrator S/N :	2584	Calibrator Intercept :	-0.02502

Test No.	Delta H ₂ O (inch)	Q _{std} (m ³ /min)	1 : Chart (CFM)	Linear Regression
1	3.2	1.0975	40	Slope : 44.7353
2	4.0	1.2236	46	Intercept : -8.8860
3	4.6	1.3101	50	Correlation Coefficient : 0.9996
4	5.7	1.4550	56	
5	6.4	1.5401	60	



Calibrated by WJ AP Approved by 210223
(Mr. Teeravut Sukdee) (Mr. Noppong Juntarapan)
Field Scientist(1) Enviro Field Coordinator Scientist (3)

Continuation of Calibration Certificate

Cert. No. : ACC23006
Job No. : VC66AC0024
Pages : 2 of 3

Calibration Procedure : CP-AC-03

Calibration Method :

This equipment was calibrated by based on IEC-60942-2003 Standard.
The sound pressure level, frequency and total distortion of the sound calibrator was measured using the reference microphone.

Condition of this result of calibration :

1. Reference Standard Instruments :

Instrument	Model	Serial No.	Cert. No.	Due Date
Waveform Generator	33511B	MY52302742	EF-0008-22	04-Feb-23
Digital Multimeter	33461A	MY53220104	EEL-BP. 04/02/65	09-Feb-23
Digital Multimeter	33461A	MY53220076	EEL-BP. 03/02/65	09-Feb-23
Digital Multimeter	33461A	MY60024273	EEL-BP. 05/02/65	09-Feb-23
Programmable Attenuator	MAT-1070	62100114	EF-0009-22	07-Feb-23
Condenser Microphone	4180	2977900	AA-1013-22	24-Feb-23
Measuring Amplifier	NA-42KAI	34560495	AA-3005-22	22-Feb-23
Audio Analyzer	AVR-3360A	V744B6069	EF-0010-22	07-Feb-23

2. This result of calibration was found accurate as shown on date and place of calibration for this calibrated item only.

3. This certificate is traceable to the international system of unit maintained at :

- 3.1 National Institute of Metrology (Thailand).
- 3.2 Thailand Institute of Scientific and Technological Research (TISTR).

T. Petchurai



451-451/1 Sirinthorn Rd. Bangbunru, Bangplud Bangkok 10700 THAILAND.
Tel.0-2435-8800 Fax.0-2433-1679 e-mail:cal-center@sithiphorn.com http://www.sithiphorn.com

Cert. No. : ACC23006
Pages : 1 of 3

Calibration Certificate

Equipment : SOUND CALIBRATOR
Manufacturer : RION
Model : NC-74
Serial No. : 34178119
ID No. : BKK_FS0632

Condition As Found : GOOD

Customer : ALS LABORATORY GROUP (THAILAND) CO., LTD.
104 PHATTHANAKAN 40, PHATTHANAKAN ROAD,
KHWAENG PHATTHANAKAN, KHET SUAN LUANG,
BANGKOK, 10250 THAILAND.

Location :
Ambient Temperature : (23.0 ± 3) °C
Pressure : (101.3 ± 3) kPa
Relative Humidity : (50.0 ± 20) %

Received Date : 06 JANUARY 2023
Calibration Date : 17 JANUARY 2023
Date of Issue : 19 JANUARY 2023

Calibrated by :

Nathakorn Pisutpaisan

Approved by :

T. Petchurai
(Thanakul Petchurai)

This certificate is issued in accordance with the requirements of ISO/IEC 17025 standard, may not be reproduced other than in full, except with the prior written approval of the head of Calibration Laboratory.



Calibration Certificate

Equipment : SOUND LEVEL METER
Manufacturer : RION
Model : NL-42/Microphone UC-52 / Preamplifier NH-24
Serial No.: 00858513 / 158763 / 58765
ID No.: BKK_FS0103

Condition As Found : GOOD

Customer : ALS LABORATORY GROUP (THAILAND) CO., LTD.
104 PHATTHANAKAN 40, PHATTHANAKAN ROAD,
KHWAEANG PHATTHANAKAN, KHET SUAN LUANG,
BANGKOK, 10250 THAILAND.

Location :
Ambient Temperature : (23.0 ± 3) °C
Pressure : (101.3 ± 3) kPa
Relative Humidity : (50.0 ± 20) %

Received Date : 30 NOVEMBER 2022
Calibration Date : 13-16 DECEMBER 2022
Date of Issue : 19 DECEMBER 2022

Calibrated by :
Nathakorn Pisutpaisan

Approved by :
T. Petchurai
(Thanakul Petchurai)

This certificate is issued in accordance with the requirements of ISO/IEC 17025 standard, may not be reproduced other than in full, except with the prior written approval of the head of Calibration Laboratory.

Result of calibration :

1. Sound pressure level

Specified sound pressure level (dB)	Measured value (dB)	Deviated value (dB)	Uncertainty (dB)	Tolerance limit (dB)
94	93.93	-0.07	0.14	0.40

2. Frequency

Specified Frequency (Hz)	Measured value (Hz)	Deviated value (%)	Uncertainty (%)	Tolerance limit (%)
1000	1001.0	0.1	0.1	1.0

3. Total distortion

Measured value (%)	Uncertainty (%)	Tolerance limit (%)
1.71	0.10	3.0

The reported uncertainty is based on a standard uncertainty multiplied by coverage factor $k = 2$ or any value following calculation, providing a level of confidence of approximately 95 %

End of Calibration Certificate

T. Petchurai

Continuation of Calibration Certificate

Cert. No. : ACL22288
Job No. : VC66AC0015
Pages : 3 of 8

Summary of Measurement Result :

Parameter	Pass	Fail	Uncertainty (dB)	Maximum-permitted uncertainty of measurement (dB)
1. Absolute sensitivity	✓	-	0.2	N/A
2. Self-generated noise	✓	-	0.2	N/A
3. Acoustical signal tests of frequency weightings				
125 Hz	✓	-	0.3	0.6
1000 Hz	✓	-	0.3	0.6
8000 Hz	✓	-	0.3	0.7
4. Electrical signal tests of frequency weightings				
For 10 Hz to 4 kHz	✓	-	0.3	0.6
For > 4 kHz to 10 kHz	✓	-	0.3	0.7
For > 10 kHz to 20 kHz	-	-	-	1.0
5. Frequency and time weightings at 1 kHz	✓	-	0.2	0.2
6. Long - term stability	✓	-	0.1	0.1
7. Level linearity on the reference level range	✓	-	0.2	0.3
8. Level linearity including the level range control	✓	-	0.2	0.3
9. Tone burst response	✓	-	0.2	0.3
10. Peak C sound level	✓	-	0.2	0.35
11. Overload indication	✓	-	0.2	0.25
12. High level stability	✓	-	0.1	0.1

S. Peth...

Continuation of Calibration Certificate

Cert. No. : ACL22288
Job No. : VC66AC0015
Pages : 2 of 8

Calibration Procedure : CP-AC-01

Calibration Method :

This equipment was calibrated by based on IEC-61672-3 (2013) Standard for sound level meter (SLM).
The SLM had tests to Acoustical and Electrical signal tests of frequency weighting with Anechoic chamber and Reference Standard Instruments.

For tests results of each items were made by observation of each Instruments display and also with SLM's display.

Condition of this result of calibration :

1. Reference Standard Instruments :

Instrument	Model	Serial No.	Cert. No.	Due Date
Waveform Generator	33210A	MY48017076	EF-0007-22	04-Feb-23
Waveform Generator	33511B	MY52302742	EF-0008-22	04-Feb-23
Digital Multimeter	33461A	MY53220104	EEL.BP. 04/0265	09-Feb-23
Digital Multimeter	33461A	MY53220076	EEL.BP. 03/0265	09-Feb-23
Digital Multimeter	34461A	MY60024273	EEL.BP. 05/0265	09-Feb-23
Programmable Attenuator	MAT-1070	62100114	EF-0009-22	07-Feb-23
Condenser Microphone	4180	2977900	AA-1013-22	24-Feb-23
Measuring Amplifier	NA-42KAI	34560495	AA-3005-22	22-Feb-23

2. This result of calibration was found accurate as shown on date and place of calibration for this calibrated item only.

3. This certificate is traceable to the international system of unit maintained at :

- 3.1 National Institute of Metrology (Thailand).
- 3.2 Thailand Institute of Scientific and Technological Research (TISTR).

S. Peth...

Continuation of Calibration Certificate

Cert. No. : ACL22288
Job No. : VC66AC0015
Pages : 5 of 8

4. Electrical signal tests of frequency weightings

Weighting network response with relative to 1 kHz.

Frequency (Hz)	Deviation from various frequency weighting response curve (dB)		
	Flat	C-weight	A-weight Limits
63	-0.1	-0.1	±2.0
125	0.0	0.0	±1.5
250	0.0	0.0	±1.5
500	0.0	0.0	±1.5
1000	0.0	0.0	±1.0
2000	0.0	0.0	±2.0
4000	0.0	0.0	±3.0
8000	0.0	0.1	±5.0

5. Frequency and time weightings at 1 kHz

5.1 Frequency weightings at 1 kHz

Frequency Weighting	Measured Value (dB)	Deviated Value (dB)	Acceptance Limits (dB)
A - weight	94.0	0.0	-
C - weight	94.0	0.0	± 0.2
Flat	94.0	0.0	± 0.2

5.2 Time weighting at 1 kHz

Frequency Weighting	Measured Value (dB)	Deviated Value (dB)	Acceptance Limits (dB)
Fast	94.0	0.0	-
Slow	94.0	0.0	± 0.1
Leq	94.0	0.0	± 0.1

6. Long - term stability

Frequency Weighting	SLM Display at initial (dB)	SLM Display at final (dB)	Deviated Value (dB)	Acceptance Limits (dB)
A - weight	94.0	94.0	0.0	± 0.3

QF-TS12-04-04-020664

T. Retan

Continuation of Calibration Certificate

Cert. No. : ACL22288
Job No. : VC66AC0015
Pages : 4 of 8

Result of calibration :

1. Absolute sensitivity

Reference Acoustic Signal (dB)	Measured Value (dB)	Deviation (dB)	Acceptance Limit (dB)
93.9 (93.95)	93.9	0.0	±0.3

2. Self-generated noise

2.1 Normal test

Measured Value (dB)
14.8

2.2 The microphone of the sound level meter was replaced by electrical signal input device.

Frequency Weighting	Measured value (dB)
A - weight	11.6
C - weight	18.1
Flat	23.5

3. Acoustical signal tests of frequency weightings

Meter free-field acoustic response at a level of 84 dB

Frequency (Hz)	Deviation from various frequency weighting response curve (dB)		
	Flat	C-weight	A-weight Limits
125	0.7	0.7	± 1.5
1000	0.1	0.1	± 1.0
8000	-2.3	-2.2	±5.0

QF-TS12-04-04-020664

T. Retan

Continuation of Calibration Certificate

Cert. No. : ACL22288
Job No. : VC66AC0015
Pages : 7 of 8

8. Level linearity including the level range control

Range	Anticipated Value (dB)	Measured Value (dB)	Deviated Value (dB)	Acceptance Limits (dB)
Auto	94.0	94.0	0.0	±1.1

9. Tone burst response

Time Weighting	Tone burst duration, Tb (ms)	Cycle	Anticipated Value (dB)	Measured Value (dB)	Deviated Value (dB)	Acceptance Limits (dB)
Fast	0.25	1	108.0	107.9	-0.1	1.5 ; -5.0
	2	8	117.0	117.0	0.0	1.0 ; -2.5
	200	800	134.0	134.0	0.0	±1.0
Slow	2	8	108.0	108.0	0.0	1.5 ; -5.0
	200	800	127.6	127.6	0.0	±1.0
	0.25	1	99.0	98.9	-0.1	1.5 ; -5.0
SEL	2	8	108.0	108.0	0.0	1.0 ; -2.5
	200	800	128.0	128.0	0.0	±1.0

10. Peak C sound level

Number of cycle in test signal	Anticipated Value (dB)	Measured Value, L _{peak} (dB)	Deviated Value (dB)	Acceptance Limits (dB)
Continuous	133.0	133.0	0.0	-
One	136.4	135.8	-0.6	±3.0

Number of cycle in test signal	Anticipated Value (dB)	Measured Value (dB)	Deviated Value (dB)	Acceptance Limits (dB)
Continuous	133.0	133.0	0.0	-
Positive half cycle	135.4	135.1	-0.3	±2.0
Negative half cycle	135.4	135.1	-0.3	±2.0

Continuation of Calibration Certificate

Cert. No. : ACL22288
Job No. : VC66AC0015
Pages : 6 of 8

7. Level linearity on the reference level range

Anticipated Value (dB)	Measured Value (dB)	Deviated Value (dB)	Acceptance Limits (dB)
137.0	137.0	0.0	± 1.1
136.0	136.0	0.0	± 1.1
135.0	135.0	0.0	± 1.1
134.0	134.0	0.0	± 1.1
133.0	133.0	0.0	± 1.1
132.0	132.0	0.0	± 1.1
131.0	131.0	0.0	± 1.1
129.0	129.0	0.0	± 1.1
124.0	124.0	0.0	± 1.1
119.0	119.0	0.0	± 1.1
114.0	114.0	0.0	± 1.1
109.0	109.0	0.0	± 1.1
104.0	104.0	0.0	± 1.1
99.0	99.0	0.0	± 1.1
94.0	94.0	0.0	± 1.1
89.0	89.0	0.0	± 1.1
84.0	84.0	0.0	± 1.1
79.0	79.0	0.0	± 1.1
74.0	74.1	0.1	± 1.1
69.0	69.0	0.0	± 1.1
64.0	64.0	0.0	± 1.1
59.0	59.0	0.0	± 1.1
54.0	54.0	0.0	± 1.1
49.0	49.0	0.0	± 1.1
44.0	44.0	0.0	± 1.1
39.0	39.0	0.0	± 1.1
34.0	34.0	0.0	± 1.1
30.0	30.0	0.0	± 1.1
29.0	29.0	0.0	± 1.1
28.0	28.0	0.0	± 1.1
27.0	26.9	-0.1	± 1.1
26.0	25.9	-0.1	± 1.1
25.0	24.9	-0.1	± 1.1



Calibration Certificate

Equipment : SOUND LEVEL METER
Manufacturer : RION
Model : NL-42/ Microphone UC-52 / Preamplifier NH-24
Serial No.: 00858514 / 158764 / 58766
ID No.: BKK_FS0104

Condition As Found : GOOD

Customer : ALS LABORATORY GROUP (THAILAND) CO., LTD.
104 PHATTHANAKAN 40, PHATTHANAKAN ROAD,
KHWAEANG PHATTHANAKAN, KHET SUAN LUANG,
BANGKOK, 10250 THAILAND.

Location :
Ambient Temperature : (23.0 ± 3) °C
Pressure : (101.3 ± 3) kPa
Relative Humidity : (50.0 ± 20) %

Received Date : 30 NOVEMBER 2022
Calibration Date : 13-16 DECEMBER 2022
Date of Issue : 19 DECEMBER 2022

Calibrated by :
Nathakorn Pisupaisan

Approved by :
T. Petchurai
(Thanakul Petchurai)

This certificate is issued in accordance with the requirements of ISO/IEC 17025 standard, may not be reproduced other than in full, except with the prior written approval of the head of Calibration Laboratory.

11. Overload indication

Measured value (dB)		Deviated Value (dB)	Acceptance Limits (dB)
Positive one-half cycle	Negative one-half cycle		
89.5	89.5	0.0	±1.5

12. High level stability

Frequency Weighting	SLM Display at initial (dB)	SLM Display at final (dB)	Deviated Value (dB)	Acceptance Limits (dB)
A - weight	137.0	137.0	0.0	±0.3

The reported uncertainty is based on a standard uncertainty multiplied by coverage factor $k = 2$ or any value following calculation, providing a level of confidence of approximately 95 %

End of Calibration Certificate

Continuation of Calibration Certificate

Cert. No. : ACL22289
Job No. : VC66AC0015
Pages : 3 of 8

Summary of Measurement Result :

Parameter	Pass	Fail	Uncertainty (dB)	Maximum-permitted uncertainty of measurement (dB)
1. Absolute sensitivity	✓	-	0.2	N/A
2. Self-generated noise	✓	-	0.2	N/A
3. Acoustical signal tests of frequency weightings				
125 Hz	✓	-	0.3	0.6
1000 Hz	✓	-	0.3	0.6
8000 Hz	✓	-	0.3	0.7
4. Electrical signal tests of frequency weightings				
For 10 Hz to 4 kHz	✓	-	0.3	0.6
For > 4 kHz to 10 kHz	✓	-	0.3	0.7
For > 10 kHz to 20 kHz	-	-	-	1.0
5. Frequency and time weightings at 1 kHz	✓	-	0.2	0.2
6. Long - term stability	✓	-	0.1	0.1
7. Level linearity on the reference level range	✓	-	0.2	0.3
8. Level linearity including the level range control	✓	-	0.2	0.3
9. Tone burst response	✓	-	0.2	0.3
10. Peak C sound level	✓	-	0.2	0.35
11. Overload indication	✓	-	0.2	0.25
12. High level stability	✓	-	0.1	0.1

QF-TS12-04-04-020664

G. Peth...

Continuation of Calibration Certificate

Cert. No. : ACL22289
Job No. : VC66AC0015
Pages : 2 of 8

Calibration Procedure : CP-AC-01

Calibration Method :

This equipment was calibrated by based on IEC-61672-3 (2013) Standard for sound level meter (SLM).
The SLM had tests to Acoustical and Electrical signal tests of frequency weighting with Anechoic chamber and Reference Standard Instruments.

For tests results of each items were made by observation of each Instruments display and also with SLM's display.

Condition of this result of calibration :

1. Reference Standard Instruments :

Instrument	Model	Serial No.	Cert. No.	Due Date
Waveform Generator	33210A	MY48017076	EF-0007-22	04-Feb-23
Waveform Generator	33511B	MY52302742	EF-0008-22	04-Feb-23
Digital Multimeter	33461A	MY33220104	EEL.BP. 04/0265	09-Feb-23
Digital Multimeter	33461A	MY33220076	EEL.BP. 03/0265	09-Feb-23
Digital Multimeter	34461A	MY60024273	EEL.BP. 05/0265	09-Feb-23
Programmable Attenuator	MAT-1070	62100114	EF-0009-22	07-Feb-23
Condenser Microphone	4180	2977900	AA-1013-22	24-Feb-23
Measuring Amplifier	NA-42KAI	34560495	AA-3005-22	22-Feb-23

2. This result of calibration was found accurate as shown on date and place of calibration for this calibrated item only.

3. This certificate is traceable to the international system of unit maintained at :

- 3.1 National Institute of Metrology (Thailand).
- 3.2 Thailand Institute of Scientific and Technological Research (TISTR).

QF-TS12-04-04-020664

G. Peth...

Continuation of Calibration Certificate

Cert. No. : ACL22289
Job No. : VC66AC0015
Pages : 5 of 8

4. Electrical signal tests of frequency weightings

Weighting network response with relative to 1 kHz.

Frequency (Hz)	Deviation from various frequency weighting response curve (dB)		
	Flat	C-weight	A-weight Acceptance Limits
63	-0.1	-0.1	±2.0
125	-0.1	0.0	±1.5
250	0.0	-0.1	±1.5
500	0.0	0.0	±1.5
1000	0.0	0.0	±1.0
2000	0.0	0.0	±2.0
4000	0.0	0.0	±3.0
8000	0.0	0.0	±5.0

5. Frequency and time weightings at 1 kHz

5.1 Frequency weightings at 1 kHz

Frequency Weighting	Measured Value (dB)	Deviated Value (dB)	Acceptance Limits (dB)
A - weight	94.0	0.0	-
C - weight	94.0	0.0	± 0.2
Flat	94.0	0.0	± 0.2

5.2 Time weighting at 1 kHz

Frequency Weighting	Measured Value (dB)	Deviated Value (dB)	Acceptance Limits (dB)
Fast	94.0	0.0	-
Slow	94.0	0.0	± 0.1
Leq	94.0	0.0	± 0.1

6. Long - term stability

Frequency Weighting	SLM Display at initial (dB)	SLM Display at final (dB)	Deviated Value (dB)	Acceptance Limits (dB)
A - weight	94.0	94.0	0.0	± 0.3

QF-TS12-04-04-020664

T. Peth

Continuation of Calibration Certificate

Cert. No. : ACL22289
Job No. : VC66AC0015
Pages : 4 of 8

Result of calibration :

1. Absolute sensitivity

Reference Acoustic Signal (dB)	Measured Value (dB)	Deviation (dB)	Acceptance Limit (dB)
93.9 (93.95)	93.9	0.0	±0.3

2. Self-generated noise

2.1 Normal test

Measured Value (dB)
13.8

2.2 The microphone of the sound level meter was replaced by electrical signal input device.

Frequency Weighting	Measured value (dB)
A - weight	9.9
C - weight	16.4
Flat	22.4

3. Acoustical signal tests of frequency weightings

Meter free-field acoustic response at a level of 84 dB

Frequency (Hz)	Deviation from various frequency weighting response curve (dB)		
	Flat	C-weight	A-weight Acceptance Limits
125	0.7	0.7	± 1.5
1000	0.0	0.0	± 1.0
8000	-3.2	-3.3	±5.0

QF-TS12-04-04-020664

T. Peth

Continuation of Calibration Certificate

Cert. No. : ACL22289
Job No. : VC66AC0015
Pages : 7 of 8

8. Level linearity including the level range control

Range	Anticipated Value (dB)	Measured Value (dB)	Deviated Value (dB)	Acceptance Limits (dB)
Auto	94.0	94.0	0.0	±1.1

9. Tone burst response

Time Weighting	Tone burst duration, Tb (ms)	Cycle	Anticipated Value (dB)	Measured Value (dB)	Deviated Value (dB)	Acceptance Limits (dB)
Fast	0.25	1	108.0	107.9	-0.1	1.5 ; -5.0
	2	8	117.0	117.0	0.0	1.0 ; -2.5
	200	800	134.0	134.0	0.0	±1.0
Slow	2	8	108.0	108.0	0.0	1.5 ; -5.0
	200	800	127.6	127.6	0.0	±1.0
	0.25	1	99.0	98.9	-0.1	1.5 ; -5.0
SEL	2	8	108.0	108.0	0.0	1.0 ; -2.5
	200	800	128.0	128.0	0.0	±1.0

10. Peak C sound level

Number of cycle in test signal	Anticipated Value (dB)	Measured Value, L _{peak} (dB)	Deviated Value (dB)	Acceptance Limits (dB)
Continuous	133.0	133.0	0.0	-
One	136.4	135.4	-1.0	±3.0

Number of cycle in test signal	Anticipated Value (dB)	Measured Value (dB)	Deviated Value (dB)	Acceptance Limits (dB)
Continuous	133.0	133.0	0.0	-
Positive half cycle	135.4	135.1	-0.3	±2.0
Negative half cycle	135.4	135.1	-0.3	±2.0

Continuation of Calibration Certificate

Cert. No. : ACL22289
Job No. : VC66AC0015
Pages : 6 of 8

7. Level linearity on the reference level range

Anticipated Value (dB)	Measured Value (dB)	Deviated Value (dB)	Acceptance Limits (dB)
137.0	137.0	0.0	± 1.1
136.0	136.0	0.0	± 1.1
135.0	135.0	0.0	± 1.1
134.0	134.0	0.0	± 1.1
133.0	132.9	-0.1	± 1.1
132.0	131.9	-0.1	± 1.1
131.0	130.9	-0.1	± 1.1
129.0	128.9	-0.1	± 1.1
124.0	123.9	-0.1	± 1.1
119.0	119.0	0.0	± 1.1
114.0	114.0	0.0	± 1.1
109.0	109.0	0.0	± 1.1
104.0	104.0	0.0	± 1.1
99.0	99.0	0.0	± 1.1
94.0	94.0	0.0	± 1.1
89.0	89.0	0.0	± 1.1
84.0	84.0	0.0	± 1.1
79.0	79.0	0.0	± 1.1
74.0	74.0	0.0	± 1.1
69.0	69.0	0.0	± 1.1
64.0	64.0	0.0	± 1.1
59.0	59.0	0.0	± 1.1
54.0	54.0	0.0	± 1.1
49.0	49.0	0.0	± 1.1
44.0	44.0	0.0	± 1.1
39.0	39.0	0.0	± 1.1
34.0	34.0	0.0	± 1.1
30.0	29.9	-0.1	± 1.1
29.0	28.9	-0.1	± 1.1
28.0	28.0	0.0	± 1.1
27.0	26.9	-0.1	± 1.1
26.0	25.9	-0.1	± 1.1
25.0	24.9	-0.1	± 1.1

Continuation of Calibration Certificate

Cert. No. : ACL22289
Job No. : VC66AC0015
Pages : 8 of 8

11. Overload indication

Measured value (dB)		Deviated Value (dB)	Acceptance Limits (dB)
Positive one-half cycle	Negative one-half cycle		
89.6	89.5	-0.1	±1.5

12. High level stability

Frequency Weighting	SLM Display at initial (dB)	SLM Display at final (dB)	Deviated Value (dB)	Acceptance Limits (dB)
A - weight	137.0	137.0	0.0	±0.3

The reported uncertainty is based on a standard uncertainty multiplied by coverage factor $k = 2$ or any value following calculation, providing a level of confidence of approximately 95 %

End of Calibration Certificate

QF-TS12-04-04-020664



451-451/1 Sirinthorn Rd. Bangbunru, Bangkok 10700 THAILAND.
Tel: 02-2435-8800 Fax: 02-2433-1679 e-mail: cal-center@sithiporn.com http://www.sithiporn.com

Cert. No. : ACL23056
Pages : 1 of 8

Calibration Certificate

Equipment : SOUND LEVEL METER
Manufacturer : RION
Model : NL-42/ Microphone UC-52 / Preamplifier NH-24
Serial No.: 00858518 / 158769 / 58770
ID No.: BKK_FS0108

Condition As Found : GOOD

Customer : ALS LABORATORY GROUP (THAILAND) CO., LTD.
104 PHATTHANAKAN 40, PHATTHANAKAN ROAD,
KHWAENG PHATTHANAKAN, KHET SUAN LUANG,
BANGKOK, 10250 THAILAND.

Location :
Ambient Temperature : (23.0 ± 3) °C
Pressure : (101.3 ± 3) kPa
Relative Humidity : (50.0 ± 20) %
Received Date : 17 JANUARY 2023
Calibration Date : 19-20 JANUARY 2023
Date of Issue : 23 JANUARY 2023

Calibrated by : Nathakorn Pisupaisan

Approved by : *T. Petchurai*
(Thanakul Petchurai)

This certificate is issued in accordance with the requirements of ISO/IEC 17025 standard, may not be reproduced other than in full, except with the prior written approval of the head of Calibration Laboratory.

QF-TS12-04-04-020664

S.P.T. 1

Continuation of Calibration Certificate

Cert. No. : ACL23056
Job No. : VC66AC0026
Pages : 3 of 8

Summary of Measurement Result :

Parameter	Pass	Fail	Uncertainty (dB)	Maximum-permitted uncertainty of measurement (dB)
1. Absolute sensitivity	✓	-	0.2	N/A
2. Self-generated noise	✓	-	0.2	N/A
3. Acoustical signal tests of frequency weightings				
125 Hz	✓	-	0.3	0.6
1000 Hz	✓	-	0.3	0.6
8000 Hz	✓	-	0.3	0.7
4. Electrical signal tests of frequency weightings				
For 10 Hz to 4 kHz	✓	-	0.3	0.6
For > 4 kHz to 10 kHz	✓	-	0.3	0.7
For > 10 kHz to 20 kHz	-	-	-	1.0
5. Frequency and time weightings at 1 kHz	✓	-	0.2	0.2
6. Long - term stability	✓	-	0.1	0.1
7. Level linearity on the reference level range	✓	-	0.2	0.3
8. Level linearity including the level range control	✓	-	0.2	0.3
9. Tone burst response	✓	-	0.2	0.3
10. Peak C sound level	✓	-	0.2	0.35
11. Overload indication	✓	-	0.2	0.25
12. High level stability	✓	-	0.1	0.1

QF-TS12-04-04-020664

S. Petch.

Continuation of Calibration Certificate

Cert. No. : ACL23056
Job No. : VC66AC0026
Pages : 2 of 8

Calibration Procedure : CP-AC-01

Calibration Method :

This equipment was calibrated by based on IEC-61672-3 (2013) Standard for sound level meter (SLM).
The SLM had tests to Acoustical and Electrical signal tests of frequency weighting with Anechoic chamber and Reference Standard Instruments.

For tests results of each items were made by observation of each Instruments display and also with SLM's display.

Condition of this result of calibration :

1. Reference Standard Instruments :

Instrument	Model	Serial No.	Cert. No.	Due Date
Waveform Generator	33210A	MY48017076	EF-0007-22	04-Feb-23
Waveform Generator	33511B	MY52302742	EF-0008-22	04-Feb-23
Digital Multimeter	33461A	MY53220104	EEL.BP. 04/0265	09-Feb-23
Digital Multimeter	33461A	MY53220076	EEL.BP. 03/0265	09-Feb-23
Digital Multimeter	34461A	MY60024273	EEL.BP. 05/0265	09-Feb-23
Programmable Attenuator	MAT-1070	62100114	EF-0009-22	07-Feb-23
Condenser Microphone	4180	2977900	AA-1013-22	24-Feb-23
Measuring Amplifier	NA-42KAI	34560495	AA-3005-22	22-Feb-23

2. This result of calibration was found accurate as shown on date and place of calibration for this calibrated item only.

3. This certificate is traceable to the international system of unit maintained at :

- 3.1 National Institute of Metrology (Thailand).
- 3.2 Thailand Institute of Scientific and Technological Research (TISTR).

QF-TS12-04-04-020664

S. Petch.

Continuation of Calibration Certificate

Cert. No. : ACL23056
Job No. : VC66AC0026
Pages : 5 of 8

4. Electrical signal tests of frequency weightings

Weighting network response with relative to 1 kHz.

Frequency (Hz)	Deviation from various frequency weighing response curve (dB)			
	Flat	C-weight	A-weight	Acceptance Limits
63	0.0	0.0	0.0	±2.0
125	0.0	0.0	0.0	±1.5
250	0.0	0.0	0.0	±1.5
500	0.0	0.1	0.0	±1.5
1000	0.0	0.0	0.0	±1.0
2000	0.0	0.1	0.0	±2.0
4000	0.0	0.1	0.0	±3.0
8000	0.0	0.1	0.1	±5.0

5. Frequency and time weightings at 1 kHz

5.1 Frequency weightings at 1 kHz

Frequency Weighting	Measured Value (dB)	Deviated Value (dB)	Acceptance Limits (dB)
A - weight	94.0	0.0	-
C - weight	94.0	0.0	± 0.2
Flat	94.0	0.0	± 0.2

5.2 Time weighting at 1 kHz

Frequency Weighting	Measured Value (dB)	Deviated Value (dB)	Acceptance Limits (dB)
Fast	94.0	0.0	-
Slow	94.0	0.0	± 0.1
Leq	94.0	0.0	± 0.1

6. Long - term stability

Frequency Weighting	SLM Display at initial (dB)	SLM Display at final (dB)	Deviated Value (dB)	Acceptance Limits (dB)
A - weight	94.0	94.1	0.1	± 0.3

QF-TS12-04-04-020664

QF-TS12-04-04-020664

Continuation of Calibration Certificate

Cert. No. : ACL23056
Job No. : VC66AC0026
Pages : 4 of 8

Result of calibration :

1. Absolute sensitivity

Reference Acoustic Signal (dB)	Measured Value (dB)	Deviation (dB)	Acceptance Limit (dB)
93.9 (93.95)	93.9	0.0	±0.3

2. Self-generated noise

2.1 Normal test

Measured Value (dB)
17.2

2.2 The microphone of the sound level meter was replaced by electrical signal input device.

Frequency Weighting	Measured value (dB)
A - weight	14.8
C - weight	20.8
Flat	26.6

3. Acoustical signal tests of frequency weightings

Meter free-field acoustic response at a level of 84 dB

Frequency (Hz)	Deviation from various frequency weighting response curve (dB)			
	Flat	C-weight	A-weight	Acceptance Limits
125	0.2	0.3	0.3	± 1.5
1000	0.0	0.0	0.0	± 1.0
8000	-0.8	-0.7	-0.7	±5.0

7. R. R. R.

7. R. R. R.

Continuation of Calibration Certificate

Cert. No. : ACL23056
Job No. : VC66AC0026
Pages : 7 of 8

MM-N08

8. Level linearity including the level range control

Range	Anticipated Value (dB)	Measured Value (dB)	Deviated Value (dB)	Acceptance Limits (dB)
Auto	94.0	94.0	0.0	±1.1

9. Tone burst response

Time Weighting	Tone burst duration, Tb (ms)	Cycle	Anticipated Value (dB)	Measured Value (dB)	Deviated Value (dB)	Acceptance Limits (dB)
Fast	0.25	1	108.0	108.0	0.0	1.5 ; -5.0
	2	8	117.0	117.0	0.0	1.0 ; -2.5
	200	800	134.0	134.1	0.1	±1.0
Slow	2	8	108.0	108.0	0.0	1.5 ; -5.0
	200	800	127.6	127.6	0.0	±1.0
	0.25	1	99.0	98.9	-0.1	1.5 ; -5.0
SEL	2	8	108.0	108.0	0.0	1.0 ; -2.5
	200	800	128.0	128.1	0.1	±1.0

10. Peak C sound level

Number of cycle in test signal	Anticipated Value (dB)	Measured Value, L _{peak} (dB)	Deviated Value (dB)	Acceptance Limits (dB)
Continuous	133.0	133.0	0.0	-
One	136.4	136.2	-0.2	±3.0

Number of cycle in test signal	Anticipated Value (dB)	Measured Value (dB)	Deviated Value (dB)	Acceptance Limits (dB)
Continuous	133.0	132.9	-0.1	-
Positive half cycle	135.4	135.1	-0.3	±2.0
Negative half cycle	135.4	135.1	-0.3	±2.0

QF-TS12-04-04-020664

S. Reth...

Continuation of Calibration Certificate

Cert. No. : ACL23056
Job No. : VC66AC0026
Pages : 6 of 8

7. Level linearity on the reference level range

Anticipated Value (dB)	Measured Value (dB)	Deviated Value (dB)	Acceptance Limits (dB)
137.0	137.0	0.0	± 1.1
136.0	136.0	0.0	± 1.1
135.0	135.0	0.0	± 1.1
134.0	134.0	0.0	± 1.1
133.0	133.0	0.0	± 1.1
132.0	132.0	0.0	± 1.1
131.0	131.0	0.0	± 1.1
129.0	129.0	0.0	± 1.1
124.0	124.0	0.0	± 1.1
119.0	119.1	0.1	± 1.1
114.0	114.0	0.0	± 1.1
109.0	109.0	0.0	± 1.1
104.0	104.0	0.0	± 1.1
99.0	99.0	0.0	± 1.1
94.0	94.0	0.0	± 1.1
89.0	89.0	0.0	± 1.1
84.0	84.0	0.0	± 1.1
79.0	79.0	0.0	± 1.1
74.0	74.0	0.0	± 1.1
69.0	69.0	0.0	± 1.1
64.0	64.0	0.0	± 1.1
59.0	59.0	0.0	± 1.1
54.0	54.0	0.0	± 1.1
49.0	49.0	0.0	± 1.1
44.0	44.0	0.0	± 1.1
39.0	38.9	-0.1	± 1.1
34.0	33.9	-0.1	± 1.1
30.0	29.9	-0.1	± 1.1
29.0	29.0	0.0	± 1.1
28.0	27.9	-0.1	± 1.1
27.0	26.9	-0.1	± 1.1
26.0	25.9	-0.1	± 1.1
25.0	24.8	-0.2	± 1.1

QF-TS12-04-04-020664

S. Reth...

u.27/47



Calibration Certificate

Equipment : SOUND LEVEL METER
Manufacturer : RION
Model : NL-42/ Microphone UC-52 / Preamplifier NH-24
Serial No.: 00858520 / 158771 / 58772
ID No.: BKK_FS0110

Condition As Found : GOOD
Customer : ALS LABORATORY GROUP (THAILAND) CO., LTD.
104 PHATTHANAKAN 40, PHATTHANAKAN ROAD,
KHAENG PHATTHANAKAN, KHET SUAN LUANG,
BANGKOK, 10250 THAILAND.

Location :
Ambient Temperature : (23.0 ± 3) °C
Pressure : (101.3 ± 3) kPa
Relative Humidity : (50.0 ± 20) %

Received Date : 14 DECEMBER 2022
Calibration Date : 03-05 JANUARY 2023
Date of Issue : 06 JANUARY 2023

Calibrated by : Nathakorn Pisutpaisan

Approved by : *T. Petchur*
(Thanakul Petchurai)

This certificate is issued in accordance with the requirements of ISO/IEC 17025 standard, may not be reproduced other than in full, except with the prior written approval of the head of Calibration Laboratory.

11. Overload indication

Measured value (dB)		Deviated Value (dB)	Acceptance Limits (dB)
Positive one-half cycle	Negative one-half cycle		
89.7	89.5	-0.2	±1.5

12. High level stability

Frequency Weighting	SLM Display at initial (dB)	SLM Display at final (dB)	Deviated Value (dB)	Acceptance Limits (dB)
A - weight	137.0	137.0	0.0	±0.3

The reported uncertainty is based on a standard uncertainty multiplied by coverage factor $k = 2$ or any value following calculation, providing a level of confidence of approximately 95 %

End of Calibration Certificate

Continuation of Calibration Certificate

Cert. No. : ACL23004
Job No. : VC66AC0021
Pages : 3 of 8

Summary of Measurement Result :

Parameter	Pass	Fail	Uncertainty (dB)	Maximum-permitted uncertainty of measurement (dB)
1. Absolute sensitivity	✓	-	0.2	N/A
2. Self-generated noise	✓	-	0.2	N/A
3. Acoustical signal tests of frequency weightings				
125 Hz	✓	-	0.3	0.6
1000 Hz	✓	-	0.3	0.6
8000 Hz	✓	-	0.3	0.7
4. Electrical signal tests of frequency weightings				
For 10 Hz to 4 kHz	✓	-	0.3	0.6
For > 4 kHz to 10 kHz	✓	-	0.3	0.7
For > 10 kHz to 20 kHz	-	-	-	1.0
5. Frequency and time weightings at 1 kHz	✓	-	0.2	0.2
6. Long - term stability	✓	-	0.1	0.1
7. Level linearity on the reference level range	✓	-	0.2	0.3
8. Level linearity including the level range control	✓	-	0.2	0.3
9. Tone burst response	✓	-	0.2	0.3
10. Peak - C sound level	✓	-	0.2	0.35
11. Overload indication	✓	-	0.2	0.25
12. High level stability	✓	-	0.1	0.1

Continuation of Calibration Certificate

Cert. No. : ACL23004
Job No. : VC66AC0021
Pages : 2 of 8

Calibration Procedure : CP-AC-01

Calibration Method :

This equipment was calibrated by based on IEC-61672-3 (2013) Standard for sound level meter (SLM).

The SLM had tests to Acoustical and Electrical signal tests of frequency weighting with Anechoic chamber and Reference Standard Instruments.

For tests results of each items were made by observation of each Instruments display and also with SLM's display.

Condition of this result of calibration :

1. Reference Standard Instruments :

Instrument	Model	Serial No.	Cert. No.	Due Date
Waveform Generator	33210A	MY48017076	EF-0007-22	04-Feb-23
Waveform Generator	33511B	MY52302742	EF-0008-22	04-Feb-23
Digital Multimeter	33461A	MY53220104	EEL.BP. 04/0265	09-Feb-23
Digital Multimeter	33461A	MY53220076	EEL.BP. 03/0265	09-Feb-23
Digital Multimeter	34461A	MY60024273	EEL.BP. 05/0265	09-Feb-23
Programmable Attenuator	MAT-1070	62100114	EF-0009-22	07-Feb-23
Condenser Microphone	4180	2977900	AA-1013-22	24-Feb-23
Measuring Amplifier	NA-42KAI	34560495	AA-3005-22	22-Feb-23

2. This result of calibration was found accurate as shown on date and place of calibration for this calibrated item only.

3. This certificate is traceable to the international system of unit maintained at :

3.1 National Institute of Metrology (Thailand).

3.2 Thailand Institute of Scientific and Technological Research (TISTR).

Continuation of Calibration Certificate

Cert. No. : ACL23004
Job No. : VC66AC0021
Pages : 5 of 8

4. Electrical signal tests of frequency weightings

Weighing network response with relative to 1 kHz.

Frequency (Hz)	Deviation from various frequency weighting response curve (dB)			Acceptance Limits
	Flat	C-weight	A-weight	
63	0.0	-0.1	-0.1	±2.0
125	0.0	0.0	0.0	±1.5
250	0.0	0.0	0.0	±1.5
500	0.0	0.0	0.0	±1.5
1000	0.0	0.0	0.0	±1.0
2000	0.0	0.1	0.0	±2.0
4000	0.0	0.0	0.0	±3.0
8000	0.0	0.1	0.1	±5.0

5. Frequency and time weightings at 1 kHz

5.1 Frequency weightings at 1 kHz

Frequency Weighting	Measured Value (dB)	Deviated Value (dB)	Acceptance Limits (dB)
A - weight	94.0	0.0	-
C - weight	94.0	0.0	± 0.2
Flat	94.0	0.0	± 0.2

5.2 Time weighting at 1 kHz

Frequency Weighting	Measured Value (dB)	Deviated Value (dB)	Acceptance Limits (dB)
Fast	94.0	0.0	-
Slow	94.0	0.0	± 0.1
Leq	94.0	0.0	± 0.1

6. Long - term stability

Frequency Weighting	SLM Display at initial (dB)	SLM Display at final (dB)	Deviated Value (dB)	Acceptance Limits (dB)
A - weight	94.0	94.0	0.0	± 0.3

QF-TS12-04-04-020664

T. Petch.

Continuation of Calibration Certificate

Cert. No. : ACL23004
Job No. : VC66AC0021
Pages : 4 of 8

Result of calibration :

1. Absolute sensitivity

Reference Acoustic Signal (dB)	Measured Value (dB)	Deviation (dB)	Acceptance Limit (dB)
93.9 (93.95)	93.9	0.0	±0.3

2. Self-generated noise

2.1 Normal test

Measured Value (dB)
16.1

2.2 The microphone of the sound level meter was replaced by electrical signal input device.

Frequency Weighting	Measured value (dB)
A - weight	12.5
C - weight	18.8
Flat	24.4

3. Acoustical signal tests of frequency weightings

Meter free-field acoustic response at a level of 84 dB

Frequency (Hz)	Deviation from various frequency weighting response curve (dB)		
	Flat	C-weight	A-weight
125	0.3	0.3	0.4
1000	0.0	0.0	± 1.0
8000	-1.4	-1.4	±5.0

QF-TS12-04-04-020664

T. Petch.

Continuation of Calibration Certificate

Cert. No. : ACL23004
Job No. : VC66AC0021
Pages : 7 of 8

8. Level linearity including the level range control

Range	Anticipated Value (dB)	Measured Value (dB)	Deviated Value (dB)	Acceptance Limits (dB)
Auto	94.0	94.0	0.0	±1.1

9. Tone burst response

Time Weighting	Tone burst duration, Tb (ms)	Cycle	Anticipated Value (dB)	Measured Value (dB)	Deviated Value (dB)	Acceptance Limits (dB)
Fast	0.25	1	108.0	107.9	-0.1	1.5 ; -5.0
	2	8	117.0	117.0	0.0	1.0 ; -2.5
	200	800	134.0	134.1	0.1	±1.0
Slow	2	8	108.0	108.0	0.0	1.5 ; -5.0
	200	800	127.6	127.6	0.0	±1.0
	0.25	1	99.0	98.9	-0.1	1.5 ; -5.0
SEL	2	8	108.0	108.0	0.0	1.0 ; -2.5
	200	800	128.0	128.1	0.1	±1.0

10. Peak C sound level

Number of cycle in test signal	Anticipated Value (dB)	Measured Value, Lepeak (dB)	Deviated Value (dB)	Acceptance Limits (dB)
Continuous	133.0	133.0	0.0	-
One	136.4	135.3	-1.1	±3.0

Number of cycle in test signal	Anticipated Value (dB)	Measured Value (dB)	Deviated Value (dB)	Acceptance Limits (dB)
Continuous	133.0	133.0	0.0	-
Positive half cycle	135.4	135.2	-0.2	±2.0
Negative half cycle	135.4	135.2	-0.2	±2.0

QF-TS12-04-04-020664

7. Petch...

QF-TS12-04-04-020664

7. Petch...

Continuation of Calibration Certificate

Cert. No. : ACL23004
Job No. : VC66AC0021
Pages : 6 of 8

7. Level linearity on the reference level range

Anticipated Value (dB)	Measured Value (dB)	Deviated Value (dB)	Acceptance Limits (dB)
137.0	137.0	0.0	± 1.1
136.0	136.0	0.0	± 1.1
135.0	135.0	0.0	± 1.1
134.0	134.0	0.0	± 1.1
133.0	133.0	0.0	± 1.1
132.0	132.0	0.0	± 1.1
131.0	131.0	0.0	± 1.1
129.0	129.0	0.0	± 1.1
124.0	124.0	0.0	± 1.1
119.0	119.0	0.0	± 1.1
114.0	114.0	0.0	± 1.1
109.0	109.0	0.0	± 1.1
104.0	104.0	0.0	± 1.1
99.0	99.0	0.0	± 1.1
94.0	94.0	0.0	± 1.1
89.0	89.0	0.0	± 1.1
84.0	84.0	0.0	± 1.1
79.0	79.0	0.0	± 1.1
74.0	74.0	0.0	± 1.1
69.0	69.0	0.0	± 1.1
64.0	64.0	0.0	± 1.1
59.0	59.0	0.0	± 1.1
54.0	54.0	0.0	± 1.1
49.0	49.0	0.0	± 1.1
44.0	44.0	0.0	± 1.1
39.0	39.0	0.0	± 1.1
34.0	33.9	-0.1	± 1.1
30.0	29.9	-0.1	± 1.1
29.0	28.9	-0.1	± 1.1
28.0	27.9	-0.1	± 1.1
27.0	26.9	-0.1	± 1.1
26.0	25.9	-0.1	± 1.1
25.0	24.8	-0.2	± 1.1



451-451/1 Siirinthorn Rd, Bangumru, Bangkok 10700 THAILAND.
Tel.0-2435-8800 Fax.0-2433-1679 e-mail:cal-center@sithiporn.com http://www.sithiporn.com

NSC-TS1-TIS 17025
CALIBRATION 0394

Cert. No. : ACL23005
Pages : 1 of 8

Calibration Certificate

Equipment : SOUND LEVEL METER
Manufacturer : RION
Model : NL-42/ Microphone UC-52 / Preamplifier NH-24
Serial No.: 00858525 / 170383 / 72889
ID No.: BKK_FS0115

Condition As Found : GOOD

Customer : ALS LABORATORY GROUP (THAILAND) CO., LTD.
104 PHATTHANAKAN 40, PHATTHANAKAN ROAD,
KHAENG PHATTHANAKAN, KHET SUAN LUANG,
BANGKOK, 10250 THAILAND.

Location :
Ambient Temperature : (23.0 ± 3) °C
Pressure : (101.3 ± 3) kPa
Relative Humidity : (50.0 ± 20) %

Received Date : 14 DECEMBER 2022
Calibration Date : 03-05 JANUARY 2023
Date of Issue : 06 JANUARY 2023

Calibrated by : Nathakorn Pisutpaisan

Approved by :
(Thanakul Petchurai)

This certificate is issued in accordance with the requirements of ISO/IEC 17025 standard, may not be reproduced other than in full, except with the prior written approval of the head of Calibration Laboratory.

QF-TS12-04-04-020664

11. Overload indication

Measured value (dB)		Deviated Value (dB)	Acceptance Limits (dB)
Positive one-half cycle	Negative one-half cycle	0.1	±1.5
89.6	89.7		

12. High level stability

Frequency Weighting	SLM Display at initial (dB)	SLM Display at final (dB)	Deviated Value (dB)	Acceptance Limits (dB)
A - weight	137.0	137.0	0.0	±0.3

The reported uncertainty is based on a standard uncertainty multiplied by coverage factor $k = 2$ or any value following calculation, providing a level of confidence of approximately 95 %

End of Calibration Certificate

QF-TS12-04-04-020664

Continuation of Calibration Certificate

Cert. No. : ACL23005
Job No. : VC66AC0021
Pages : 3 of 8

Summary of Measurement Result :

Parameter	Pass	Fail	Uncertainty (dB)	Maximum-permitted uncertainty of measurement (dB)
1. Absolute sensitivity	✓	-	0.2	N/A
2. Self-generated noise	✓	-	0.2	N/A
3. Acoustical signal tests of frequency weightings				
125 Hz	✓	-	0.3	0.6
1000 Hz	✓	-	0.3	0.6
8000 Hz	✓	-	0.3	0.7
4. Electrical signal tests of frequency weightings				
For 10 Hz to 4 kHz	✓	-	0.3	0.6
For > 4 kHz to 10 kHz	✓	-	0.3	0.7
For > 10 kHz to 20 kHz	-	-	-	1.0
5. Frequency and time weightings at 1 kHz	✓	-	0.2	0.2
6. Long - term stability	✓	-	0.1	0.1
7. Level linearity on the reference level range	✓	-	0.2	0.3
8. Level linearity including the level range control	✓	-	0.2	0.3
9. Tone burst response	✓	-	0.2	0.3
10. Peak C sound level	✓	-	0.2	0.35
11. Overload indication	✓	-	0.2	0.25
12. High level stability	✓	-	0.1	0.1

QF-TS12-04-04-020664

S. Petch...

Continuation of Calibration Certificate

Cert. No. : ACL23005
Job No. : VC66AC0021
Pages : 2 of 8

Calibration Procedure : CP-AC-01

Calibration Method :

This equipment was calibrated by based on IEC-61672-3 (2013) Standard for sound level meter (SLM).

The SLM had tests to Acoustical and Electrical signal tests of frequency weighting with Anechoic chamber and Reference Standard Instruments.

For tests results of each items were made by observation of each Instruments display and also with SLM's display.

Condition of this result of calibration :

1. Reference Standard Instruments :

Instrument	Model	Serial No.	Cert. No.	Due Date
Waveform Generator	33210A	MY48017076	EF-0007-22	04-Feb-23
Waveform Generator	33511B	MY52302742	EF-0008-22	04-Feb-23
Digital Multimeter	33461A	MY53220104	EEL.BP. 04/0265	09-Feb-23
Digital Multimeter	33461A	MY53220076	EEL.BP. 03/0265	09-Feb-23
Digital Multimeter	34461A	MY60024273	EEL.BP. 05/0265	09-Feb-23
Programmable Attenuator	MAT-1070	62100114	EF-0009-22	07-Feb-23
Condenser Microphone	4180	2977900	AA-1013-22	24-Feb-23
Measuring Amplifier	NA-42KA1	34560495	AA-3005-22	22-Feb-23

2. This result of calibration was found accurate as shown on date and place of calibration for this calibrated item only.

3. This certificate is traceable to the international system of unit maintained at :

- 3.1 National Institute of Metrology (Thailand).
- 3.2 Thailand Institute of Scientific and Technological Research (TISTR).

QF-TS12-04-04-020664

S. Petch...

Continuation of Calibration Certificate

Cert. No. : ACL23005
Job No. : VC66AC0021
Pages : 5 of 8

4. Electrical signal tests of frequency weightings

Weighting network response with relative to 1 kHz.

Frequency (Hz)	Deviation from various frequency weighting response curve (dB)		
	Flat	C-weight	A-weight Acceptance Limits
63	0.0	-0.1	±2.0
125	-0.1	0.0	±1.5
250	0.0	0.0	±1.5
500	0.0	0.0	±1.5
1000	0.0	0.0	±1.0
2000	0.0	0.0	±2.0
4000	0.0	0.0	±3.0
8000	0.0	0.1	±5.0

5. Frequency and time weightings at 1 kHz

5.1 Frequency weightings at 1 kHz

Frequency Weighting	Measured Value (dB)	Deviated Value (dB)	Acceptance Limits (dB)
A - weight	94.0	0.0	-
C - weight	94.0	0.0	± 0.2
Flat	94.0	0.0	± 0.2

5.2 Time weighting at 1 kHz

Frequency Weighting	Measured Value (dB)	Deviated Value (dB)	Acceptance Limits (dB)
Fast	94.0	0.0	-
Slow	94.0	0.0	± 0.1
Leq	94.0	0.0	± 0.1

6. Long - term stability

Frequency Weighting	SLM Display at initial (dB)	SLM Display at final (dB)	Deviated Value (dB)	Acceptance Limits (dB)
A - weight	94.0	94.0	0.0	± 0.3

QF-TS12-04-04-020664

7. Retain

Continuation of Calibration Certificate

Cert. No. : ACL23005
Job No. : VC66AC0021
Pages : 4 of 8

Result of calibration :

1. Absolute sensitivity

Reference Acoustic Signal (dB)	Measured Value (dB)	Deviation (dB)	Acceptance Limit (dB)
93.9 (93.95)	93.9	0.0	±0.3

2. Self-generated noise

2.1 Normal test

Measured Value (dB)
15.5

2.2 The microphone of the sound level meter was replaced by electrical signal input device.

Frequency Weighting	Measured value (dB)
A - weight	14.2
C - weight	20.4
Flat	25.9

3. Acoustical signal tests of frequency weightings

Meter free-field acoustic response at a level of 84 dB

Frequency (Hz)	Deviation from various frequency weighting response curve (dB)		
	Flat	C-weight	A-weight Acceptance Limits
125	0.2	0.3	± 1.5
1000	-0.1	-0.1	± 1.0
8000	-1.7	-1.6	±5.0

QF-TS12-04-04-020664

7. Retain

Continuation of Calibration Certificate

Cert. No. : ACL23005
Job No. : VC66AC0021
Pages : 7 of 8

8. Level linearity including the level range control

Range	Anticipated Value (dB)	Measured Value (dB)	Deviated Value (dB)	Acceptance Limits (dB)
Auto	94.0	94.0	0.0	±1.1

9. Tone burst response

Time Weighting	Tone burst duration, Tb (ms)	Cycle	Anticipated Value (dB)	Measured Value (dB)	Deviated Value (dB)	Acceptance Limits (dB)
Fast	0.25	1	108.0	107.9	-0.1	1.5 ; -5.0
	2	8	117.0	117.0	0.0	1.0 ; -2.5
	200	800	134.0	134.0	0.0	±1.0
Slow	2	8	108.0	108.0	0.0	1.5 ; -5.0
	200	800	127.6	127.6	0.0	±1.0
	0.25	1	99.0	98.9	-0.1	1.5 ; -5.0
SEL	2	8	108.0	108.0	0.0	1.0 ; -2.5
	200	800	128.0	128.0	0.0	±1.0

10. Peak C sound level

Number of cycle in test signal	Anticipated Value (dB)	Measured Value, L _{peak} (dB)	Deviated Value (dB)	Acceptance Limits (dB)
Continuous	133.0	133.0	0.0	-
One	136.4	136.4	0.0	±3.0

Number of cycle in test signal	Anticipated Value (dB)	Measured Value (dB)	Deviated Value (dB)	Acceptance Limits (dB)
Continuous	133.0	133.0	0.0	-
Positive half cycle	135.4	135.1	-0.3	±2.0
Negative half cycle	135.4	135.1	-0.3	±2.0

QF-TS12-04-04-020664

Petch

Continuation of Calibration Certificate

Cert. No. : ACL23005
Job No. : VC66AC0021
Pages : 6 of 8

7. Level linearity on the reference level range

Anticipated Value (dB)	Measured Value (dB)	Deviated Value (dB)	Acceptance Limits (dB)
137.0	137.0	0.0	± 1.1
136.0	136.0	0.0	± 1.1
135.0	135.0	0.0	± 1.1
134.0	134.0	0.0	± 1.1
133.0	133.0	0.0	± 1.1
132.0	132.0	0.0	± 1.1
131.0	131.0	0.0	± 1.1
129.0	129.0	0.0	± 1.1
124.0	124.0	0.0	± 1.1
119.0	119.0	0.0	± 1.1
114.0	114.0	0.0	± 1.1
109.0	109.0	0.0	± 1.1
104.0	104.0	0.0	± 1.1
99.0	99.0	0.0	± 1.1
94.0	94.0	0.0	± 1.1
89.0	89.0	0.0	± 1.1
84.0	84.1	0.1	± 1.1
79.0	79.0	0.0	± 1.1
74.0	74.1	0.1	± 1.1
69.0	69.0	0.0	± 1.1
64.0	64.0	0.0	± 1.1
59.0	59.0	0.0	± 1.1
54.0	54.0	0.0	± 1.1
49.0	49.0	0.0	± 1.1
44.0	44.0	0.0	± 1.1
39.0	39.0	0.0	± 1.1
34.0	34.0	0.0	± 1.1
30.0	30.0	0.0	± 1.1
29.0	29.0	0.0	± 1.1
28.0	28.0	0.0	± 1.1
27.0	27.0	0.0	± 1.1
26.0	26.0	0.0	± 1.1
25.0	25.0	0.0	± 1.1

QF-TS12-04-04-020664

Petch

Continuation of Calibration Certificate

Cert. No. : ACL23005
Job No. : VC66AC0021
Pages : 8 of 8



MSC-751-TS 17025
CALIBRATION 0394

451-451/1 Srinthorn Rd, Bangbunru, Bangkok 10700 THAILAND.
Tel:0-2435-8800 Fax:0-2433-1679 e-mail:cal-center@sithiporn.com http://www.sithiporn.com

Cert. No. : ACL23006
Pages : 1 of 8

Calibration Certificate

Equipment : SOUND LEVEL METER
Manufacturer : RION
Model : NL-42 Microphone UC-52 / Preamplifier NH-24
Serial No.: 00858526 / 175176 / 85721
ID No.: BKK_FS0116

Condition As Found : GOOD
Customer : ALS LABORATORY GROUP (THAILAND) CO., LTD.
104 PHATTHANAKAN 40, PHATTHANAKAN ROAD,
KHWAENG PHATTHANAKAN, KHET SUAN LUANG,
BANGKOK, 10250 THAILAND.

Location : -
Ambient Temperature : (23.0 ± 3) °C
Pressure : (101.3 ± 3) kPa
Relative Humidity : (50.0 ± 20) %
Received Date : 14 DECEMBER 2022
Calibration Date : 03-05 JANUARY 2023
Date of Issue : 06 JANUARY 2023

Calibrated by : Nahakorn Pisupaisan

Approved by : *T. Petchurai*
(Thanakul Petchurai)

This certificate is issued in accordance with the requirements of ISO/IEC 17025 standard, may not be reproduced other than in full, except with the prior written approval of the head of Calibration Laboratory.

11. Overload indication

Measured value (dB)		Deviated Value (dB)	Acceptance Limits (dB)
Positive one-half cycle	Negative one-half cycle		
89.5	89.5	0.0	±1.5

12. High level stability

Frequency Weighting	SLM Display at initial (dB)	SLM Display at final (dB)	Deviated Value (dB)	Acceptance Limits (dB)
A - weight	137.0	137.0	0.0	±0.3

The reported uncertainty is based on a standard uncertainty multiplied by coverage factor $k = 2$ or any value following calculation providing a level of confidence of approximately 95 %

End of Calibration Certificate

Continuation of Calibration Certificate

Cert. No. : ACL23006
Job No. : VC66AC0021
Pages : 3 of 8

Summary of Measurement Result :

Parameter	Pass	Fail	Uncertainty (dB)	Maximum-permitted uncertainty of measurement (dB)
1. Absolute sensitivity	✓	-	0.2	N/A
2. Self-generated noise	✓	-	0.2	N/A
3. Acoustical signal tests of frequency weightings				
125 Hz	✓	-	0.3	0.6
1000 Hz	✓	-	0.3	0.6
8000 Hz	✓	-	0.3	0.7
4. Electrical signal tests of frequency weightings				
For 10 Hz to 4 kHz	✓	-	0.3	0.6
For > 4 kHz to 10 kHz	✓	-	0.3	0.7
For > 10 kHz to 20 kHz	-	-	-	1.0
5. Frequency and time weightings at 1 kHz	✓	-	0.2	0.2
6. Long - term stability	✓	-	0.1	0.1
7. Level linearity on the reference level range	✓	-	0.2	0.3
8. Level linearity including the level range control	✓	-	0.2	0.3
9. Tone burst response	✓	-	0.2	0.3
10. Peak C sound level	✓	-	0.2	0.35
11. Overload indication	✓	-	0.2	0.25
12. High level stability	✓	-	0.1	0.1

Continuation of Calibration Certificate

Cert. No. : ACL23006
Job No. : VC66AC0021
Pages : 2 of 8

Calibration Procedure : CP-AC-01

Calibration Method :

This equipment was calibrated by based on IEC-61672-3 (2013) Standard for sound level meter (SLM).

The SLM had tests to Acoustical and Electrical signal tests of frequency weighting with Anechoic chamber and Reference Standard Instruments.

For tests results of each items were made by observation of each Instruments display and also with SLM's display.

Condition of this result of calibration :

1. Reference Standard Instruments :

Instrument	Model	Serial No.	Cert. No.	Due Date
Waveform Generator	33210A	MY48017076	EF-0007-22	04-Feb-23
Waveform Generator	33511B	MY52302742	EF-0008-22	04-Feb-23
Digital Multimeter	33461A	MY53220104	EEL-BP_04/0265	09-Feb-23
Digital Multimeter	33461A	MY53220076	EEL-BP_03/0265	09-Feb-23
Digital Multimeter	34461A	MY60024273	EEL-BP_05/0265	09-Feb-23
Programmable Attenuator	MAT-1070	62100114	EF-0009-22	07-Feb-23
Condenser Microphone	4180	2977900	AA-1013-22	24-Feb-23
Measuring Amplifier	NA-42KAI	34560495	AA-3005-22	22-Feb-23

2. This result of calibration was found accurate as shown on date and place of calibration for this calibrated item only.

3. This certificate is traceable to the international system of unit maintained at :

- 3.1 National Institute of Metrology (Thailand).
- 3.2 Thailand Institute of Scientific and Technological Research (TISTR).

Continuation of Calibration Certificate

Cert. No. : ACL23006
Job No. : VC66AC0021
Pages : 5 of 8

4. Electrical signal tests of frequency weightings

Weighting network response with relative to 1 kHz.

Frequency (Hz)	Deviation from various frequency weighting response curve (dB)		
	Flat	C-weight	A-weight Acceptance Limits
63	0.0	-0.1	±2.0
125	0.0	0.0	±1.5
250	0.0	0.0	±1.5
500	0.0	0.0	±1.5
1000	0.0	0.0	±1.0
2000	0.0	0.0	±2.0
4000	0.0	0.0	±3.0
8000	0.0	0.1	±5.0

5. Frequency and time weightings at 1 kHz

5.1 Frequency weightings at 1 kHz

Frequency Weighting	Measured Value (dB)	Deviated Value (dB)	Acceptance Limits (dB)
A - weight	94.0	0.0	-
C - weight	94.0	0.0	± 0.2
Flat	94.0	0.0	± 0.2

5.2 Time weighting at 1 kHz

Frequency Weighting	Measured Value (dB)	Deviated Value (dB)	Acceptance Limits (dB)
Fast	94.0	0.0	-
Slow	94.0	0.0	± 0.1
Leq	94.0	0.0	± 0.1

6. Long - term stability

Frequency Weighting	SLM Display at initial (dB)	SLM Display at final (dB)	Deviated Value (dB)	Acceptance Limits (dB)
A - weight	94.0	94.0	0.0	± 0.3

QF-TS12-04-04-020664

7. Retn.

Continuation of Calibration Certificate

Cert. No. : ACL23006
Job No. : VC66AC0021
Pages : 4 of 8

Result of calibration :

1. Absolute sensitivity

Reference Acoustic Signal (dB)	Measured Value (dB)	Deviation (dB)	Acceptance Limit (dB)
93.9 (93.95)	93.9	0.0	±0.3

2. Self-generated noise

2.1 Normal test

Measured Value (dB)
15.4

2.2 The microphone of the sound level meter was replaced by electrical signal input device.

Frequency Weighting	Measured value (dB)
A - weight	13.4
C - weight	19.9
Flat	25.5

3. Acoustical signal tests of frequency weightings

Meter free-field acoustic response at a level of 84 dB

Frequency (Hz)	Deviation from various frequency weighting response curve (dB)		
	Flat	C-weight	A-weight Acceptance Limits
125	0.0	0.1	± 1.5
1000	0.1	0.1	± 1.0
8000	1.3	1.4	±5.0

QF-TS12-04-04-020664

7. Retn.

Continuation of Calibration Certificate

Cert. No. : ACL23006
Job No. : VC66AC0021
Pages : 7 of 8

8. Level linearity including the level range control

Range	Anticipated Value (dB)	Measured Value (dB)	Deviated Value (dB)	Acceptance Limits (dB)
Auto	94.0	94.0	0.0	±1.1

9. Tone burst response

Time Weighting	Tone burst duration, Tb (ms)	Cycle	Anticipated Value (dB)	Measured Value (dB)	Deviated Value (dB)	Acceptance Limits (dB)
Fast	0.25	1	108.0	107.9	-0.1	1.5 ; -5.0
	2	8	117.0	117.0	0.0	1.0 ; -2.5
	200	800	134.0	134.0	0.0	±1.0
Slow	2	8	108.0	108.0	0.0	1.5 ; -5.0
	200	800	127.6	127.6	0.0	±1.0
	0.25	1	99.0	98.9	-0.1	1.5 ; -5.0
SEL	2	8	108.0	108.0	0.0	1.0 ; -2.5
	200	800	128.0	128.0	0.0	±1.0

10. Peak C sound level

Number of cycle in test signal	Anticipated Value (dB)	Measured Value, L _{peak} (dB)	Deviated Value (dB)	Acceptance Limits (dB)
Continuous	133.0	133.0	0.0	-
One	136.4	136.0	-0.4	±3.0

Number of cycle in test signal	Anticipated Value (dB)	Measured Value (dB)	Deviated Value (dB)	Acceptance Limits (dB)
Continuous	133.0	133.0	0.0	-
Positive half cycle	135.4	135.2	-0.2	±2.0
Negative half cycle	135.4	135.2	-0.2	±2.0

Continuation of Calibration Certificate

Cert. No. : ACL23006
Job No. : VC66AC0021
Pages : 6 of 8

7. Level linearity on the reference level range

Anticipated Value (dB)	Measured Value (dB)	Deviated Value (dB)	Acceptance Limits (dB)
137.0	137.0	0.0	± 1.1
136.0	136.0	0.0	± 1.1
135.0	135.0	0.0	± 1.1
134.0	134.0	0.0	± 1.1
133.0	133.0	0.0	± 1.1
132.0	132.0	0.0	± 1.1
131.0	131.0	0.0	± 1.1
129.0	129.0	0.0	± 1.1
124.0	124.0	0.0	± 1.1
119.0	119.0	0.0	± 1.1
114.0	114.0	0.0	± 1.1
109.0	109.0	0.0	± 1.1
104.0	104.0	0.0	± 1.1
99.0	99.0	0.0	± 1.1
94.0	94.0	0.0	± 1.1
89.0	89.1	0.1	± 1.1
84.0	84.1	0.1	± 1.1
79.0	79.1	0.1	± 1.1
74.0	74.1	0.1	± 1.1
69.0	69.1	0.1	± 1.1
64.0	64.0	0.0	± 1.1
59.0	59.1	0.1	± 1.1
54.0	54.0	0.0	± 1.1
49.0	49.0	0.0	± 1.1
44.0	44.0	0.0	± 1.1
39.0	39.0	0.0	± 1.1
34.0	34.0	0.0	± 1.1
30.0	30.0	0.0	± 1.1
29.0	29.0	0.0	± 1.1
28.0	28.0	0.0	± 1.1
27.0	27.0	0.0	± 1.1
26.0	25.9	-0.1	± 1.1
25.0	24.9	-0.1	± 1.1

11. Overload indication

Measured value (dB)		Deviated Value (dB)	Acceptance Limits (dB)
Positive one-half cycle	Negative one-half cycle		
89.6	89.6	0.0	±1.5

12. High level stability

Frequency Weighting	SLM Display at initial (dB)	SLM Display at final (dB)	Deviated Value (dB)	Acceptance Limits (dB)
A - weight	137.0	137.0	0.0	±0.3

The reported uncertainty is based on a standard uncertainty multiplied by coverage factor $k = 2$ or any value following calculation providing a level of confidence of approximately 95 %

End of Calibration Certificate

QF-TS12-04-04-020664



NSC-TS17-17025
CALIBRATION 0394

Cert. No. : ACL23007
Pages : 1 of 8

Calibration Certificate

Equipment : SOUND LEVEL METER
Manufacturer : RION
Model : NL-42/ Microphone UC-52 / Preamplifier NH-24
Serial No. : 00858527 / 158778 / 58779
ID No. : BKK_FS0117

Condition As Found : GOOD

Customer : ALS LABORATORY GROUP (THAILAND) CO., LTD.
104 PHATTHANAKAN 40, PHATTHANAKAN ROAD,
KHWAENG PHATTHANAKAN, KHET SUAN LUANG,
BANGKOK, 10250 THAILAND.

Location :
Ambient Temperature : (23.0 ± 3) °C
Pressure : (101.3 ± 3) kPa
Relative Humidity : (50.0 ± 20) %

Received Date : 14 DECEMBER 2022
Calibration Date : 03-05 JANUARY 2023
Date of Issue : 06 JANUARY 2023

Calibrated by : Nathakorn Pisupaisan

Approved by : *T. Petchurai*
(Thanakul Petchurai)

This certificate is issued in accordance with the requirements of ISO/IEC 17025 standard, may not be reproduced other than in full, except with the prior written approval of the head of Calibration Laboratory.

QF-TS12-04-04-020664

in P.T. 1

Continuation of Calibration Certificate

Cert. No. : ACL23007
Job No. : VC66AC0021
Pages : 3 of 8

Summary of Measurement Result :

Parameter	Pass	Fail	Uncertainty (dB)	Maximum-permitted uncertainty of measurement (dB)
1. Absolute sensitivity	✓	-	0.2	N/A
2. Self-generated noise	✓	-	0.2	N/A
3. Acoustical signal tests of frequency weightings				
125 Hz	✓	-	0.3	0.6
1000 Hz	✓	-	0.3	0.6
8000 Hz	✓	-	0.3	0.7
4. Electrical signal tests of frequency weightings				
For 10 Hz to 4 kHz	✓	-	0.3	0.6
For > 4 kHz to 10 kHz	✓	-	0.3	0.7
For > 10 kHz to 20 kHz	-	-	-	1.0
5. Frequency and time weightings at 1 kHz	✓	-	0.2	0.2
6. Long - term stability	✓	-	0.1	0.1
7. Level linearity on the reference level range	✓	-	0.2	0.3
8. Level linearity including the level range control	✓	-	0.2	0.3
9. Tone burst response	✓	-	0.2	0.3
10. Peak C sound level	✓	-	0.2	0.35
11. Overload indication	✓	-	0.2	0.25
12. High level stability	✓	-	0.1	0.1

Continuation of Calibration Certificate

Cert. No. : ACL23007
Job No. : VC66AC0021
Pages : 2 of 8

Calibration Procedure : CP-AC-01

Calibration Method :

This equipment was calibrated by based on IEC-61672-3 (2013) Standard for sound level meter (SLM).

The SLM had tests to Acoustical and Electrical signal tests of frequency weighing with Anechoic chamber and Reference Standard Instruments.

For tests results of each items were made by observation of each Instruments display and also with SLM's display.

Condition of this result of calibration :

1. Reference Standard Instruments :

Instrument	Model	Serial No.	Cert. No.	Due Date
Waveform Generator	33210A	MY48017076	EF-0007-22	04-Feb-23
Waveform Generator	33511B	MY52302742	EF-0008-22	04-Feb-23
Digital Multimeter	33461A	MY53220104	EEL.BP. 04/0265	09-Feb-23
Digital Multimeter	33461A	MY53220076	EEL.BP. 03/0265	09-Feb-23
Digital Multimeter	34461A	MY60024273	EEL.BP. 05/0265	09-Feb-23
Programmable Attenuator	MAT-1070	62100114	EF-0009-22	07-Feb-23
Condenser Microphone	4180	2977900	AA-1013-22	24-Feb-23
Measuring Amplifier	NA-42KAI	34560495	AA-3005-22	22-Feb-23

2. This result of calibration was found accurate as shown on date and place of calibration for this calibrated item only.

3. This certificate is traceable to the international system of unit maintained at :

- 3.1 National Institute of Metrology (Thailand).
- 3.2 Thailand Institute of Scientific and Technological Research (TISTR).

Continuation of Calibration Certificate

Cert. No. : ACL23007
Job No. : VC66AC0021
Pages : 5 of 8

4. Electrical signal tests of frequency weightings

Weighting network response with relative to 1 kHz.

Frequency (Hz)	Deviation from various frequency weighting response curve (dB)			
	Flat	C-weight	A-weight	Acceptance Limits
63	0.0	0.0	0.0	±2.0
125	0.0	0.1	0.0	±1.5
250	0.0	0.0	0.0	±1.5
500	0.0	0.1	0.0	±1.5
1000	0.0	0.0	0.0	±1.0
2000	0.0	0.1	0.1	±2.0
4000	0.0	0.1	0.0	±3.0
8000	0.1	0.1	0.1	±5.0

5. Frequency and time weightings at 1 kHz

5.1 Frequency weightings at 1 kHz

Frequency Weighting	Measured Value (dB)	Deviated Value (dB)	Acceptance Limits (dB)
A - weight	94.0	0.0	-
C - weight	94.0	0.0	± 0.2
Flat	94.0	0.0	± 0.2

5.2 Time weighting at 1 kHz

Frequency Weighting	Measured Value (dB)	Deviated Value (dB)	Acceptance Limits (dB)
Fast	94.0	0.0	-
Slow	94.0	0.0	± 0.1
Leq	94.0	0.0	± 0.1

6. Long - term stability

Frequency Weighting	SLM Display at initial (dB)	SLM Display at final (dB)	Deviated Value (dB)	Acceptance Limits (dB)
A - weight	94.0	94.1	0.1	± 0.3

QF-TS12-04-04-020664

QF-TS12-04-04-020664

Continuation of Calibration Certificate

Cert. No. : ACL23007
Job No. : VC66AC0021
Pages : 4 of 8

Result of calibration :

1. Absolute sensitivity

Reference Acoustic Signal (dB)	Measured Value (dB)	Deviation (dB)	Acceptance Limit (dB)
93.9 (93.95)	93.9	0.0	±0.3

2. Self-generated noise

2.1 Normal test

Measured Value (dB)
17.1

2.2 The microphone of the sound level meter was replaced by electrical signal input device.

Frequency Weighting	Measured value (dB)
A - weight	15.8
C - weight	22.0
Flat	27.6

3. Acoustical signal tests of frequency weightings

Meter free-field acoustic response at a level of 84 dB

Frequency (Hz)	Deviation from various frequency weighting response curve (dB)		
	Flat	C-weight	A-weight Acceptance Limits
125	1.1	1.1	± 1.5
1000	0.2	0.2	± 1.0
8000	-1.6	-1.5	±5.0

7. Extra

7. Extra

Continuation of Calibration Certificate

Cert. No. : ACL23007
Job No. : VC66AC0021
Pages : 7 of 8

Cert. No. : ACL23007
Job No. : VC66AC0021
Pages : 6 of 8

8. Level linearity including the level range control

Range	Anticipated Value (dB)	Measured Value (dB)	Deviated Value (dB)	Acceptance Limits (dB)
Auto	94.0	94.0	0.0	±1.1

9. Tone burst response

Time Weighting	Tone burst duration, Tb (ms)	Cycle	Anticipated Value (dB)	Measured Value (dB)	Deviated Value (dB)	Acceptance Limits (dB)
Fast	0.25	1	108.0	108.0	0.0	1.5 ; -5.0
	2	8	117.0	117.0	0.0	1.0 ; -2.5
	200	800	134.0	134.1	0.1	±1.0
Slow	2	8	108.0	108.0	0.0	1.5 ; -5.0
	200	800	127.6	127.6	0.0	±1.0
SEL	0.25	1	99.0	98.9	-0.1	1.5 ; -5.0
	2	8	108.0	108.0	0.0	1.0 ; -2.5
	200	800	128.0	128.1	0.1	±1.0

10. Peak C sound level

Number of cycle in test signal	Anticipated Value (dB)	Measured Value, Lepeak (dB)	Deviated Value (dB)	Acceptance Limits (dB)
Continuous	133.0	133.0	0.0	-
One	136.4	135.6	-0.8	±3.0

Number of cycle in test signal	Anticipated Value (dB)	Measured Value (dB)	Deviated Value (dB)	Acceptance Limits (dB)
Continuous	133.0	133.0	0.0	-
Positive half cycle	135.4	135.1	-0.3	±2.0
Negative half cycle	135.4	135.1	-0.3	±2.0

7. Level linearity on the reference level range

Anticipated Value (dB)	Measured Value (dB)	Deviated Value (dB)	Acceptance Limits (dB)
137.0	137.0	0.0	± 1.1
136.0	136.0	0.0	± 1.1
135.0	135.0	0.0	± 1.1
134.0	134.0	0.0	± 1.1
133.0	133.0	0.0	± 1.1
132.0	132.0	0.0	± 1.1
131.0	131.0	0.0	± 1.1
129.0	129.0	0.0	± 1.1
124.0	124.0	0.0	± 1.1
119.0	119.1	0.1	± 1.1
114.0	114.0	0.0	± 1.1
109.0	109.0	0.0	± 1.1
104.0	104.1	0.1	± 1.1
99.0	99.0	0.0	± 1.1
94.0	94.0	0.0	± 1.1
89.0	89.0	0.0	± 1.1
84.0	84.0	0.0	± 1.1
79.0	79.0	0.0	± 1.1
74.0	74.0	0.0	± 1.1
69.0	69.0	0.0	± 1.1
64.0	64.0	0.0	± 1.1
59.0	59.0	0.0	± 1.1
54.0	54.0	0.0	± 1.1
49.0	49.0	0.0	± 1.1
44.0	44.0	0.0	± 1.1
39.0	39.0	0.0	± 1.1
34.0	34.0	0.0	± 1.1
30.0	29.9	-0.1	± 1.1
29.0	28.9	-0.1	± 1.1
28.0	27.9	-0.1	± 1.1
27.0	26.9	-0.1	± 1.1
26.0	25.9	-0.1	± 1.1
25.0	25.0	0.0	± 1.1



Calibration Certificate

Equipment : SOUND LEVEL METER
Manufacturer : RION
Model : NL-42 / Microphone UC-52 / Preamplifier NH-24
Serial No.: 00572552 / 170384 / 72890
ID No.: BKK_FS0877

Condition As Found : GOOD

Customer : ALS LABORATORY GROUP (THAILAND) CO., LTD.
104 PHATTHANAKAN 40, PHATTHANAKAN ROAD,
KHAENG PHATTHANAKAN, KHET SUAN LUANG,
BANGKOK, 10250 THAILAND.

Location :
Ambient Temperature : (23.0 ± 3) °C
Pressure : (101.3 ± 3) kPa
Relative Humidity : (50.0 ± 20) %

Received Date : 11 OCTOBER 2022
Calibration Date : 25-26 OCTOBER 2022
Date of Issue : 27 OCTOBER 2022

Calibrated by :

Nathakorn Pisutpaisan

Approved by :

T. Petchurai
(Thanakul Petchurai)

This certificate is issued in accordance with the requirements of ISO/IEC 17025 standard, may not be reproduced other than in full, except with the prior written approval of the head of Calibration Laboratory.

Continuation of Calibration Certificate

11. Overload Indication

Measured value (dB)		Deviated Value (dB)	Acceptance Limits (dB)
Positive one-half cycle	Negative one-half cycle		
89.6	89.5	-0.1	±1.5

12. High level stability

Frequency Weighting	SLM Display at initial (dB)	SLM Display at final (dB)	Deviated Value (dB)	Acceptance Limits (dB)
A - weight	137.0	137.0	0.0	±0.3

The reported uncertainty is based on a standard uncertainty multiplied by coverage factor $k = 2$ or any value following calculation, providing a level of confidence of approximately 95 %

End of Calibration Certificate

T. Petchurai

Continuation of Calibration Certificate

Cert. No. : ACL22244
Job No. : VC65AC0090
Pages : 3 of 8

Summary of Measurement Result :

Parameter	Pass	Fail	Uncertainty (dB)	Maximum-permitted uncertainty of measurement (dB)
1. Absolute sensitivity	✓	-	0.2	N/A
2. Self-generated noise	✓	-	0.2	N/A
3. Acoustical signal tests of frequency weightings				
125 Hz	✓	-	0.3	0.6
1000 Hz	✓	-	0.3	0.6
8000 Hz	✓	-	0.3	0.7
4. Electrical signal tests of frequency weightings				
For 10 Hz to 4 kHz	✓	-	0.3	0.6
For > 4 kHz to 10 kHz	✓	-	0.3	0.7
For > 10 kHz to 20 kHz	-	-	-	1.0
5. Frequency and time weightings at 1 kHz	✓	-	0.2	0.2
6. Long - term stability	✓	-	0.1	0.1
7. Level linearity on the reference level range	✓	-	0.2	0.3
8. Level linearity including the level range control	✓	-	0.2	0.3
9. Tone burst response	✓	-	0.2	0.3
10. Peak C sound level	✓	-	0.2	0.35
11. Overload indication	✓	-	0.2	0.25
12. High level stability	✓	-	0.1	0.1

QF-TS12-04-04-020664

S. Petch-

Continuation of Calibration Certificate

Cert. No. : ACL22244
Job No. : VC65AC0090
Pages : 2 of 8

Calibration Procedure : CP-AC-01

Calibration Method :

This equipment was calibrated by based on IEC-61672-3 (2013) Standard for sound level meter (SLM).
The SLM had tests to Acoustical and Electrical signal tests of frequency weighting with Anechoic chamber and Reference Standard Instruments.

For tests results of each items were made by observation of each Instruments display and also with SLM's display.

Condition of this result of calibration :

1. Reference Standard Instruments :

Instrument	Model	Serial No.	Cert. No.	Due Date
Waveform Generator	33210A	MY48017076	EF-0007-22	04-Feb-23
Waveform Generator	33511B	MY52302742	EF-0008-22	04-Feb-23
Digital Multimeter	33461A	MY53220104	EEL.BP. 04/0265	09-Feb-23
Digital Multimeter	33461A	MY53220076	EEL.BP. 03/0265	09-Feb-23
Digital Multimeter	34461A	MY60024273	EEL.BP. 05/0265	09-Feb-23
Programmable Attenuator	MAT-1070	62100114	EF-0009-22	07-Feb-23
Condenser Microphone	4180	2977900	AA-1013-22	24-Feb-23
Measuring Amplifier	NA-42KAI	34560495	AA-3005-22	22-Feb-23

2. This result of calibration was found accurate as shown on date and place of calibration for this calibrated item only.

3. This certificate is traceable to the international system of unit maintained at :

- 3.1 National Institute of Metrology (Thailand).
- 3.2 Thailand Institute of Scientific and Technological Research (TISTR).

QF-TS12-04-04-020664

S. Petch-

Continuation of Calibration Certificate

Cert. No. : ACL22244
Job No. : VC65AC0090
Pages : 5 of 8

4. Electrical signal tests of frequency weightings

Weighting network response with relative to 1 kHz.

Frequency (Hz)	Deviation from various frequency weighting response curve (dB)		
	Flat	C-weight	A-weight Acceptance Limits
63	0.0	0.0	±2.0
125	0.0	0.0	±1.5
250	0.0	0.0	±1.5
500	0.0	0.0	±1.5
1000	0.0	0.0	±1.0
2000	0.0	0.0	±2.0
4000	0.0	0.0	±3.0
8000	0.0	0.1	±5.0

5. Frequency and time weightings at 1 kHz

5.1 Frequency weightings at 1 kHz

Frequency Weighting	Measured Value (dB)	Deviated Value (dB)	Acceptance Limits (dB)
A - weight	94.0	0.0	-
C - weight	94.0	0.0	± 0.2
Flat	94.0	0.0	± 0.2

5.2 Time weighting at 1 kHz

Frequency Weighting	Measured Value (dB)	Deviated Value (dB)	Acceptance Limits (dB)
Fast	94.0	0.0	-
Slow	94.0	0.0	± 0.1
Leq	94.0	0.0	± 0.1

6. Long - term stability

Frequency Weighting	SLM Display at initial (dB)	SLM Display at final (dB)	Deviated Value (dB)	Acceptance Limits (dB)
A - weight	94.0	94.0	0.0	± 0.3

QF-TS12-04-04-020664

QF-TS12-04-04-020664

Continuation of Calibration Certificate

Cert. No. : ACL22244
Job No. : VC65AC0090
Pages : 4 of 8

Result of calibration :

1. Absolute sensitivity

Reference Acoustic Signal (dB)	Measured Value (dB)	Deviation (dB)	Acceptance Limit (dB)
93.9 (93.95)	93.9	0.0	±0.3

2. Self-generated noise

2.1 Normal test

Measured Value (dB)
14.8

2.2 The microphone of the sound level meter was replaced by electrical signal input device.

Frequency Weighting	Measured value (dB)
A - weight	11.6
C - weight	17.5
Flat	23.3

3. Acoustical signal tests of frequency weightings

Meter free-field acoustic response at a level of 84 dB

Frequency (Hz)	Deviation from various frequency weighting response curve (dB)		
	Flat	C-weight	A-weight Acceptance Limits
125	0.3	0.4	± 1.5
1000	-0.1	-0.1	± 1.0
8000	-1.7	-1.6	±5.0

S. Petch.

S. Petch.

Continuation of Calibration Certificate

Cert. No. : ACL22244
Job No. : VC65AC0090
Pages : 7 of 8

8. Level linearity including the level range control

Range	Anticipated Value (dB)	Measured Value (dB)	Deviated Value (dB)	Acceptance Limits (dB)
Auto	94.0	94.0	0.0	±1.1

9. Tone burst response

Time Weighting	Tone burst duration, Tb (ms)	Cycle	Anticipated Value (dB)	Measured Value (dB)	Deviated Value (dB)	Acceptance Limits (dB)
Fast	0.25	1	108.0	107.9	-0.1	1.5 ; -5.0
	2	8	117.0	117.0	0.0	1.0 ; -2.5
Slow	200	800	134.0	134.0	0.0	±1.0
	2	8	108.0	108.0	0.0	1.5 ; -5.0
SEL	200	800	127.6	127.6	0.0	±1.0
	0.25	1	99.0	98.9	-0.1	1.5 ; -5.0
	2	8	108.0	108.0	0.0	1.0 ; -2.5
	200	800	128.0	128.0	0.0	±1.0

10. Peak C sound level

Number of cycle in test signal	Anticipated Value (dB)	Measured Value, Lepeak (dB)	Deviated Value (dB)	Acceptance Limits (dB)
Continuous	133.0	133.0	0.0	-
One	136.4	135.7	-0.7	±3.0

Number of cycle in test signal	Anticipated Value (dB)	Measured Value (dB)	Deviated Value (dB)	Acceptance Limits (dB)
Continuous	133.0	133.0	0.0	-
Positive half cycle	135.4	135.2	-0.2	±2.0
Negative half cycle	135.4	135.2	-0.2	±2.0

Continuation of Calibration Certificate

Cert. No. : ACL22244
Job No. : VC65AC0090
Pages : 6 of 8

7. Level linearity on the reference level range

Anticipated Value (dB)	Measured Value (dB)	Deviated Value (dB)	Acceptance Limits (dB)
137.0	137.0	0.0	± 1.1
136.0	136.0	0.0	± 1.1
135.0	135.0	0.0	± 1.1
134.0	134.0	0.0	± 1.1
133.0	133.0	0.0	± 1.1
132.0	132.0	0.0	± 1.1
131.0	131.0	0.0	± 1.1
129.0	129.0	0.0	± 1.1
124.0	124.0	0.0	± 1.1
119.0	119.0	0.0	± 1.1
114.0	114.0	0.0	± 1.1
109.0	109.0	0.0	± 1.1
104.0	104.0	0.0	± 1.1
99.0	99.0	0.0	± 1.1
94.0	94.0	0.0	± 1.1
89.0	89.0	0.0	± 1.1
84.0	84.0	0.0	± 1.1
79.0	79.0	0.0	± 1.1
74.0	74.0	0.0	± 1.1
69.0	69.0	0.0	± 1.1
64.0	64.0	0.0	± 1.1
59.0	59.0	0.0	± 1.1
54.0	54.0	0.0	± 1.1
49.0	49.0	0.0	± 1.1
44.0	44.0	0.0	± 1.1
39.0	39.0	0.0	± 1.1
34.0	34.0	0.0	± 1.1
30.0	30.0	0.0	± 1.1
29.0	29.0	0.0	± 1.1
28.0	28.1	0.1	± 1.1
27.0	27.1	0.1	± 1.1
26.0	26.1	0.1	± 1.1
25.0	25.1	0.1	± 1.1



Calibration Certificate

Equipment : SOUND LEVEL METER
Manufacturer : RION
Model : NL-42/ Microphone UC-52 / Preamplifier NH-24
Serial No.: 00572452 / 171618 / 72790
ID No.: BKK_FS0922

Condition As Found : GOOD

Customer : ALS LABORATORY GROUP (THAILAND) CO., LTD.
104 PHATTHANAKAN 40, PHATTHANAKAN ROAD,
KHWAEANG PHATTHANAKAN, KHET SUAN LUANG,
BANGKOK, 10250 THAILAND.

Location :
Ambient Temperature : (23.0 ± 3) °C
Pressure : (101.3 ± 3) kPa
Relative Humidity : (50.0 ± 20) %

Received Date : 17 JANUARY 2023
Calibration Date : 19-20 JANUARY 2023
Date of Issue : 23 JANUARY 2023

Calibrated by : Nathakorn Pisutpaisan

Approved by : *T. Petchurai*
(Thanakul Petchurai)

This certificate is issued in accordance with the requirements of ISO/IEC 17025 standard, may not be reproduced other than in full, except with the prior written approval of the head of Calibration Laboratory.

11. Overload indication

Measured value (dB)		Deviated Value (dB)	Acceptance Limits (dB)
Positive one-half cycle	Negative one-half cycle		
89.6	89.7	0.1	±1.5

12. High level stability

Frequency Weighing	SLM Display at initial (dB)	SLM Display at final (dB)	Deviated Value (dB)	Acceptance Limits (dB)
A - weight	137.0	137.0	0.0	±0.3

The reported uncertainty is based on a standard uncertainty multiplied by coverage factor $k = 2$ or any value following calculation, providing a level of confidence of approximately 95 %

End of Calibration Certificate

T. Petchurai

Continuation of Calibration Certificate

Cert. No. : ACL23053
Job No. : VC66AC0026
Pages : 3 of 8

Summary of Measurement Result :

Parameter	Pass	Fail	Uncertainty (dB)	Maximum-permitted uncertainty of measurement (dB)
1. Absolute sensitivity	✓	-	0.2	N/A
2. Self-generated noise	✓	-	0.2	N/A
3. Acoustical signal tests of frequency weightings				
125 Hz	✓	-	0.3	0.6
1000 Hz	✓	-	0.3	0.6
8000 Hz	✓	-	0.3	0.7
4. Electrical signal tests of frequency weightings				
For 10 Hz to 4 kHz	✓	-	0.3	0.6
For > 4 kHz to 10 kHz	✓	-	0.3	0.7
For > 10 kHz to 20 kHz	-	-	-	1.0
5. Frequency and time weightings at 1 kHz	✓	-	0.2	0.2
6. Long - term stability	✓	-	0.1	0.1
7. Level linearity on the reference level range	✓	-	0.2	0.3
8. Level linearity including the level range control	✓	-	0.2	0.3
9. Tone burst response	✓	-	0.2	0.3
10. Peak C sound level	✓	-	0.2	0.35
11. Overload indication	✓	-	0.2	0.25
12. High level stability	✓	-	0.1	0.1

QF-TS12-04-04-020664

S. Petch

Continuation of Calibration Certificate

Cert. No. : ACL23053
Job No. : VC66AC0026
Pages : 2 of 8

Calibration Procedure : CP-AC-01

Calibration Method :

This equipment was calibrated by based on IEC-61672-3 (2013) Standard for sound level meter (SLM).

The SLM had tests to Acoustical and Electrical signal tests of frequency weighting with Anechoic chamber and Reference Standard Instruments.

For tests results of each items were made by observation of each Instruments display and also with SLM's display.

Condition of this result of calibration :

1. Reference Standard Instruments :

Instrument	Model	Serial No.	Cert. No.	Due Date
Waveform Generator	33210A	MY48017076	EF-0007-22	04-Feb-23
Waveform Generator	33511B	MY52302742	EF-0008-22	04-Feb-23
Digital Multimeter	33461A	MY53220104	EEL.BP. 04/0265	09-Feb-23
Digital Multimeter	33461A	MY53220076	EEL.BP. 03/0265	09-Feb-23
Digital Multimeter	34461A	MY60024273	EEL.BP. 05/0265	09-Feb-23
Programmable Attenuator	MAT-1070	62100114	EF-0009-22	07-Feb-23
Condenser Microphone	4180	2977900	AA-1013-22	24-Feb-23
Measuring Amplifier	NA-42KAI	34560495	AA-3005-22	22-Feb-23

2. This result of calibration was found accurate as shown on date and place of calibration for this calibrated item only.

3. This certificate is traceable to the international system of unit maintained at :

- 3.1 National Institute of Metrology (Thailand).
- 3.2 Thailand Institute of Scientific and Technological Research (TISTR).

QF-TS12-04-04-020664

T. Petch

Continuation of Calibration Certificate

Cert. No. : ACL23053
Job No. : VC66AC0026
Pages : 5 of 8

4. Electrical signal tests of frequency weightings

Weighting network response with relative to 1 kHz.

Frequency (Hz)	Deviation from various frequency weighting response curve (dB)		
	Flat	C-weight	A-weight
63	0.0	0.0	0.0
125	0.0	0.0	0.0
250	0.0	0.0	0.0
500	0.0	0.0	0.0
1000	0.0	0.0	0.0
2000	0.0	0.0	0.0
4000	0.0	0.0	0.0
8000	0.0	0.1	0.1

5. Frequency and time weightings at 1 kHz

5.1 Frequency weightings at 1 kHz

Frequency Weighting	Measured Value (dB)	Deviated Value (dB)	Acceptance Limits (dB)
A - weight	94.0	0.0	-
C - weight	94.0	0.0	± 0.2
Flat	94.0	0.0	± 0.2

5.2 Time weighting at 1 kHz

Frequency Weighting	Measured Value (dB)	Deviated Value (dB)	Acceptance Limits (dB)
Fast	94.0	0.0	-
Slow	94.0	0.0	± 0.1
Leq	94.0	0.0	± 0.1

6. Long - term stability

Frequency Weighting	SLM Display at initial (dB)	SLM Display at final (dB)	Deviated Value (dB)	Acceptance Limits (dB)
A - weight	94.0	94.0	0.0	± 0.3

QF-TS12-04-04-020664

T. Petch.

Continuation of Calibration Certificate

Cert. No. : ACL23053
Job No. : VC66AC0026
Pages : 4 of 8

Result of calibration :

1. Absolute sensitivity

Reference Acoustic Signal (dB)	Measured Value (dB)	Deviation (dB)	Acceptance Limit (dB)
93.9 (93.95)	93.9	0.0	±0.3

2. Self-generated noise

2.1 Normal test

Measured Value (dB)
14.2

2.2 The microphone of the sound level meter was replaced by electrical signal input device.

Frequency Weighting	Measured value (dB)
A - weight	10.8
C - weight	16.9
Flat	22.7

3. Acoustical signal tests of frequency weightings

Meter free-field acoustic response at a level of 84 dB

Frequency (Hz)	Deviation from various frequency weighting response curve (dB)		
	Flat	C-weight	A-weight
125	0.2	0.2	0.2
1000	0.0	0.0	0.0
8000	-0.6	-0.5	-0.4

QF-TS12-04-04-020664

T. Petch.

Continuation of Calibration Certificate

Cert. No. : ACL23053
Job No. : VC66AC0026
Pages : 7 of 8

8. Level linearity including the level range control

Range	Anticipated Value (dB)	Measured Value (dB)	Deviated Value (dB)	Acceptance Limits (dB)
Auto	94.0	94.0	0.0	±1.1

9. Tone burst response

Time Weighting	Tone burst duration, Tb (ms)	Cycle	Anticipated Value (dB)	Measured Value (dB)	Deviated Value (dB)	Acceptance Limits (dB)
Fast	0.25	1	108.0	107.9	-0.1	1.5 ; -5.0
	2	8	117.0	117.0	0.0	1.0 ; -2.5
	200	800	134.0	134.1	0.1	±1.0
Slow	2	8	108.0	108.0	0.0	1.5 ; -5.0
	200	800	127.6	127.6	0.0	±1.0
	0.25	1	99.0	98.9	-0.1	1.5 ; -5.0
SEL	2	8	108.0	108.0	0.0	1.0 ; -2.5
	200	800	128.0	128.1	0.1	±1.0

10. Peak C sound level

Number of cycle in test signal	Anticipated Value (dB)	Measured Value, Lepeak (dB)	Deviated Value (dB)	Acceptance Limits (dB)
Continuous	133.0	133.0	0.0	-
One	136.4	136.3	-0.1	±3.0

Number of cycle in test signal	Anticipated Value (dB)	Measured Value (dB)	Deviated Value (dB)	Acceptance Limits (dB)
Continuous	133.0	133.0	0.0	-
Positive half cycle	135.4	135.2	-0.2	±2.0
Negative half cycle	135.4	135.2	-0.2	±2.0

QF-TS12-04-04-020664

QF-TS12-04-04-020664

S. R. Tan

S. R. Tan



right solutions.
right partner.

Continuation of Calibration Certificate

Cert No. : ACL23053
Job No. : VC66AC0026
Pages : 8 of 8

รายการเครื่องมือที่ใช้ในการวิเคราะห์ / ผลิต

Sample Name	Parameter	Equipment Name	ID No.	Calibrated Date	Next Cal	Freq. Calibrate (Months)
Water Lab	Total Alkalinity	Burette	BKK EN0171	30-Aug-22	1-Mar-24	18
Water Lab	Carbonate Alkalinity	Burette	BKK EN0171	30-Aug-22	1-Mar-24	18
Water Lab	Bicarbonate Alkalinity	Burette	BKK EN0171	30-Aug-22	1-Mar-24	18
Water Lab	Hydroxide Alkalinity	Burette	BKK EN0171	30-Aug-22	1-Mar-24	18
Water Lab	Phosphatase Alkalinity	Burette	BKK EN0171	30-Aug-22	1-Mar-24	18
Water Lab	Total Hardness	Burette	BKK EN0171	30-Aug-22	1-Mar-24	18
Water Lab	Total Suspended Solids	Electronic Top-Loading Balance	BKK EN0002	25-Feb-22	25-Feb-23	12
Water Lab	Total Suspended Solids	Oven	BKK EN0002	25-Feb-21	5-Mar-23	18
Water Lab	Total Dissolved Solids 180°C	Electronic Top-Loading Balance	BKK EN0002	25-Feb-22	25-Feb-23	12
Water Lab	Total Dissolved Solids 180°C	Oven	BKK EN0002	1-Dec-21	1-Jun-23	18
Water Lab	Calcium	ICP-OES	BKK EL0037	13-Sep-21	12-Mar-23	18
Water Lab	Calcium	Hot Block	BKK EL0054	7-Apr-22	7-Oct-23	18
Water Lab	Calcium	Chamber (Cold Room)	BKK EN0167	30-Jun-22	30-Dec-23	18
Water Lab	Magnesium	ICP-OES	BKK EL0037	13-Sep-21	12-Mar-23	18
Water Lab	Magnesium	Hot Block	BKK EL0054	7-Apr-22	7-Oct-23	18
Water Lab	Magnesium	Chamber (Cold Room)	BKK EN0167	30-Jun-22	30-Dec-23	18
Water Lab	Potassium	ICP-OES	BKK EL0037	13-Sep-21	12-Mar-23	18
Water Lab	Potassium	Hot Block	BKK EL0054	7-Apr-22	7-Oct-23	18
Water Lab	Potassium	Chamber (Cold Room)	BKK EN0167	30-Jun-22	30-Dec-23	18
Water Lab	Sodium	ICP-OES	BKK EL0037	13-Sep-21	12-Mar-23	18
Water Lab	Sodium	Hot Block	BKK EL0054	7-Apr-22	7-Oct-23	18
Water Lab	Sodium	Chamber (Cold Room)	BKK EN0167	30-Jun-22	30-Dec-23	18
Water Lab	Arsenic	ICP-MS	BKK EL0043	30-Sep-21	29-Mar-23	18
Water Lab	Arsenic	Hot Block	BKK EL0054	7-Apr-22	7-Oct-23	18
Water Lab	Arsenic	Chamber (Cold Room)	BKK EN0167	30-Jun-22	30-Dec-23	18
Water Lab	Cobalt	ICP-MS	BKK EL0043	30-Sep-21	29-Mar-23	18
Water Lab	Cobalt	Hot Block	BKK EL0054	7-Apr-22	7-Oct-23	18
Water Lab	Cobalt	Chamber (Cold Room)	BKK EN0167	30-Jun-22	30-Dec-23	18
Water Lab	Copper	ICP-MS	BKK EL0043	30-Sep-21	29-Mar-23	18
Water Lab	Copper	Hot Block	BKK EL0054	7-Apr-22	7-Oct-23	18
Water Lab	Copper	Chamber (Cold Room)	BKK EN0167	30-Jun-22	30-Dec-23	18
Water Lab	Iron	ICP-MS	BKK EL0043	30-Sep-21	29-Mar-23	18
Water Lab	Iron	Hot Block	BKK EL0054	7-Apr-22	7-Oct-23	18
Water Lab	Iron	Chamber (Cold Room)	BKK EN0167	30-Jun-22	30-Dec-23	18
Water Lab	Lead	ICP-MS	BKK EL0043	30-Sep-21	29-Mar-23	18
Water Lab	Lead	Hot Block	BKK EL0054	7-Apr-22	7-Oct-23	18
Water Lab	Lead	Chamber (Cold Room)	BKK EN0167	30-Jun-22	30-Dec-23	18
Water Lab	Manganese	ICP-MS	BKK EL0043	30-Sep-21	29-Mar-23	18
Water Lab	Manganese	Hot Block	BKK EL0054	7-Apr-22	7-Oct-23	18
Water Lab	Manganese	Chamber (Cold Room)	BKK EN0167	30-Jun-22	30-Dec-23	18
Water Lab	Mercury	CWAFS	BKK EL0011	7-Jun-22	6-Jun-23	12
Water Lab	Weak Acid Dissociable Cyanide	Discrete analyzer	BKK EN0037	30-Jun-22	30-Jun-23	12
Water Lab	Weak Acid Dissociable Cyanide	Chamber (Cold Room)	BKK EN0168	1-Jul-22	1-Jan-24	18
Water Lab	Chloride	Discrete analyzer	BKK EN0037	30-Jun-22	30-Jun-23	12
Water Lab	Chloride	Chamber (Cold Room)	BKK EN0168	1-Jul-22	1-Jan-24	18
Water Lab	Sulfate	Discrete analyzer	BKK EN0037	30-Jun-22	30-Jun-23	12
Water Lab	Sulfate	Chamber (Cold Room)	BKK EN0168	1-Jul-22	1-Jan-24	18
Water Lab	Cyanide	Discrete analyzer	BKK EN0037	30-Jun-22	30-Jun-23	12
Water Lab	Cyanide	Chamber (Cold Room)	BKK EN0168	1-Jul-22	1-Jan-24	18
Water Lab	Total Organic carbon	TOC Analyzer	BKK EN0066	30-Sep-21	3-Oct-23	12
Water Lab	Aluminum	ICP-MS	BKK EL0043	30-Sep-21	29-Mar-23	18
Water Lab	Aluminum	Hot Block	BKK EL0054	7-Apr-22	7-Oct-23	18
Water Lab	Aluminum	Chamber (Cold Room)	BKK EN0167	30-Jun-22	30-Dec-23	18
Water Lab	Antimony	ICP-MS	BKK EL0043	30-Sep-21	29-Mar-23	18
Water Lab	Antimony	Hot Block	BKK EL0054	7-Apr-22	7-Oct-23	18
Water Lab	Antimony	Chamber (Cold Room)	BKK EN0167	30-Jun-22	30-Dec-23	18
Water Lab	Barium	ICP-MS	BKK EL0043	30-Sep-21	29-Mar-23	18
Water Lab	Barium	Hot Block	BKK EL0054	7-Apr-22	7-Oct-23	18
Water Lab	Barium	Chamber (Cold Room)	BKK EN0167	30-Jun-22	30-Dec-23	18

QF-TS12-04-04-020664

alsglobal.com

1

11. Overload indication

Measured value (dB)		Deviated Value (dB)	Acceptance Limits (dB)
Positive one-half cycle	Negative one-half cycle		
89.5	89.5	0.0	±1.5

12. High level stability

Frequency Weighing	SLM Display at initial (dB)	SLM Display at final (dB)	Deviated Value (dB)	Acceptance Limits (dB)
A - weight	137.0	137.0	0.0	±0.3

The reported uncertainty is based on a standard uncertainty multiplied by coverage factor $k = 2$ or any value following calculation, providing a level of confidence of approximately 95 %

End of Calibration Certificate

ร. ร. ร.



TECHNOLOGY PROMOTION ASSOCIATION (THAILAND-JAPAN)
CORPORATE SERVICES 3: EQUIPMENT CALIBRATION AND TESTING SERVICES
5344 PAITANAKARN ROAD SOI 18, SUANLUANG, SUANLUANG BANGKOK 10250
TEL. 0-2717-3000-27 FAX. 0-2719-9484



Cert.No.: 22CG3154
Page.: 1 of 2

Certificate of Calibration

Equipment : Burette
Capacity : 50 mL
Serial No. : -
ID. No. : BKK_EN0171
Manufacturer : Wileg
Made in : Germany
Submitted by : ALS Laboratory Group (Thailand) Co., Ltd.
104 Phatthanakan 40, Phatthanakan Rd.
Khwaeng Phatthanakan, Khet Suan Luang
Bangkok 10250 Thailand

Ambient Temperature : (20 ± 2.5) °C
Relative Humidity : (50 ± 10) %
Barometric Pressure : 759 mmHg
Calibration Procedure : ASTM E 542 - 01
Calibrated by : Panward Pramklam

Approved by : 
Approved Signatory

() Pornthippa Tameyakul
() Malee Bulkruea
(x) Ponpan Paipim
() Srisuda Khamtha

Issue Date : 31 August 2022

The Uncertainties are for a confidence probability of approximately 95 %

This certificate may not be reproduced other than in full, except with the prior written
Approval of the head of Corporate Services 3 : Equipment Calibration and Testing Services.

รายการเครื่องมือที่ใช้ในการวิเคราะห์ / พดล

Sample Name	Parameter	Equipment Name	ID No.	Calibrated Date	Next Cal	Freq. Calibrate (Months)
Water Lab	Boron	ICP-MS	BKK_EL0043	30-Sep-21	29-Mar-23	18
Water Lab	Boron	Hot Block	BKK_EL0054	7-Apr-22	7-Oct-23	18
Water Lab	Boron	Chamber (Cold Room)	BKK_EN0167	30-Jun-22	30-Dec-23	18
Water Lab	Cadmium	ICP-MS	BKK_EL0043	30-Sep-21	29-Mar-23	18
Water Lab	Cadmium	Hot Block	BKK_EL0054	7-Apr-22	7-Oct-23	18
Water Lab	Cadmium	Chamber (Cold Room)	BKK_EN0167	30-Jun-22	30-Dec-23	18
Water Lab	Chromium	ICP-MS	BKK_EL0043	30-Sep-21	29-Mar-23	18
Water Lab	Chromium	Hot Block	BKK_EL0054	7-Apr-22	7-Oct-23	18
Water Lab	Chromium	Chamber (Cold Room)	BKK_EN0167	30-Jun-22	30-Dec-23	18
Water Lab	Molybdenum	ICP-MS	BKK_EL0043	30-Sep-21	29-Mar-23	18
Water Lab	Molybdenum	Hot Block	BKK_EL0054	7-Apr-22	7-Oct-23	18
Water Lab	Molybdenum	Chamber (Cold Room)	BKK_EN0167	30-Jun-22	30-Dec-23	18
Water Lab	Nickel	ICP-MS	BKK_EL0043	30-Sep-21	29-Mar-23	18
Water Lab	Nickel	Hot Block	BKK_EL0054	7-Apr-22	7-Oct-23	18
Water Lab	Nickel	Chamber (Cold Room)	BKK_EN0167	30-Jun-22	30-Dec-23	18
Water Lab	Selenium	ICP-MS	BKK_EL0043	30-Sep-21	29-Mar-23	18
Water Lab	Selenium	Hot Block	BKK_EL0054	7-Apr-22	7-Oct-23	18
Water Lab	Selenium	Chamber (Cold Room)	BKK_EN0167	30-Jun-22	30-Dec-23	18
Water Lab	Silver	ICP-MS	BKK_EL0043	30-Sep-21	29-Mar-23	18
Water Lab	Silver	Hot Block	BKK_EL0054	7-Apr-22	7-Oct-23	18
Water Lab	Silver	Chamber (Cold Room)	BKK_EN0167	30-Jun-22	30-Dec-23	18
Water Lab	Zinc	ICP-MS	BKK_EL0043	30-Sep-21	29-Mar-23	18
Water Lab	Zinc	Hot Block	BKK_EL0054	7-Apr-22	7-Oct-23	18
Water Lab	Zinc	Chamber (Cold Room)	BKK_EN0167	30-Jun-22	30-Dec-23	18
Water Lab	Ammonia Nitrogen	Discrete analyzer	BKK_EN0037	30-Jun-22	30-Jun-23	12
Water Lab	Nitrate	Discrete analyzer	BKK_EN0037	30-Jun-22	30-Jun-23	12
Water Lab	Reactive Phosphorus	Discrete analyzer	BKK_EN0037	30-Jun-22	30-Jun-23	12
Water Lab	Reactive Phosphorus	Chamber (Cold Room)	BKK_EN0168	1-Jul-22	1-Jan-24	18
Water Lab	Turbidity	Chamber (Cold Room)	BKK_EN0167	30-Jun-22	30-Dec-23	18

A 0044607



PENTA
CALIBRATION

PENTA CALIBRATION CO., LTD.
66/124 The Connect 33 Village Kanchanaphisek Road
Dokmai Prawet Bangkok 10250
Tel: +66 (0) 2069-9773
www.pentalcal.com

Certificate of Calibration

Represent to Certificate of Calibration ,PTC/07/22071

Certificate No.: PTC/07/22071 Page: 1 of 2
Equipment: Digital Balance Condition: Normal
Manufacturer: Sartorius Serial No: 26207042
Model: MSE224-100-DU ID No: BKK_EN0002
Type of Balance: Single interval

Customer: ALS Laboratory Group (Thailand) Co.,Ltd.
104 Phatthanakarn 40 Phatthanakarn Rd.,
khaeng Phatthanakarn, Khet Suan Luang, Bangkok 10250.

Environment Condition: Temperature 21.5 °C ± 0.7 °C
Humidity 61.8 %RH ± 4.7 %RH
Air density 1.19 kg/m³

Calibration Place: ALS Laboratory Group (Thailand) Co.,Ltd.
104 Phatthanakarn 40 Phatthanakarn Rd.,
khaeng Phatthanakarn, Khet Suan Luang, Bangkok 10250.

The Method used: In house method, PTC-WI-07, base on Euramet cg. 18
Traceability: This certificate is traceable to the SI Units through Thai Calibration Service Co.,Ltd.
, NSC-ONSC Accreditation No.: Calibration 0189

Date Received: February 25, 2022
Calibration Date: February 25, 2022
Issued Date: March 01, 2022
Calibration By: Mr. Rungroje Metakul

(Mr. Kiangsak Kalasri)
Reviewed by

(Mr. Keattisak Kerdto)
Laboratory Manager

This certificate is issued the units of measurement according to the International System of Units (SI). It provides traceability of measurement to international or national standard or other recognised national standard laboratories.

The measurement uncertainty stated is the expanded uncertainty which is obtained from the standard uncertainty multiplied by the coverage factor (k=2) to provide a level of confidence of approximately 95%. It is determined in accordance with the Guide to Expression of Uncertainty in Measurement (GUM). The effect that the results relate only to the items calibrated.

This calibration certificate shall not be reproduced except in full only, without written approval from penta calibration co., ltd

PTC-FNC-01-02: 2 Feb 2020



Equipment : Burette
Received Date : 26 August 2022
Condition As-Received : Used Item
Calibration Date : 30 August 2022
Reference : 2208-0918DSC-2

Cert.No.: 22CG3154
Page.: 2 of 2

Condition of this result of calibration

1. Reference Standard Instruments :

Instruments	Model	Serial No.	ID. No.	Certificate No.	Traceability	Due date
1) Balance	AE200S	N03679	140RC001	21MM429	NIMT	22 Sep 2022
2) Thermo-Hygraph	THDX-CE	00016540	140EC001	22H1243	NIST_NIMT	09 June 2023
3) Thermometer	-	1594592	140EC010	221181	NIMT	10 Feb 2023

This certification is traceable to SI Unit

2. The certificate is valid only to the item calibrated on date and place of calibration.

3. True value is converted to true volume at the standard temperature of 20 °C

Calibration result :

Nominal capacity (mL)	Reading (mL)	Uncertainty (± mL)	k Factor
50	49.9959	0.010	2.00

Remark mL = cm³

The reported uncertainty of measurement was based on a standard uncertainty multiplied by a coverage factor k , providing a level of confidence of approximately 95 %.

-o0o-



PENTA
CALIBRATION

PENTA CALIBRATION CO., LTD.
66/124 The Connect 33 Village Kanchanaphisek Road
Dokmai Prawet Bangkok 10250
Tel: +66 (0) 2069-9773
www.pentalcal.com

Represent to Certificate of Calibration ,PTC/07/22071

Certificate No.: PTC/07/22071

Page: 2 of 2

Measurement Results:

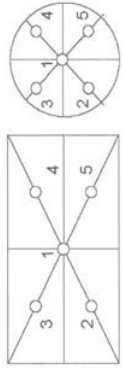
Without Adjustment :

Function Calibration: Non Adjustment

Eccentric Error: Weight to be 1/3, 1/2 or of Maximum capacity

100 (g)

Eccentricity test				
Position (g)				
1	2	3	4	5
0.0000	-0.0002	-0.0001	0.0001	-0.0001
Maximum deviation: 0.0002				



Repeatability Test : Weight to be $1/2 \leq L_1 \leq$ Maximum capacity

Determination of the standard deviation of weighing balance, Readability 0.0001 (g)

Nominal test value (g)	Standard Deviation
200	0.00005

Error of indication : from nominal value, Readability 0.0001 (g)

Nominal Value (g)	Conventional Mass (g)	Indication (g)	Correction of Balance (g)	Uncertainty (g)	k
0	0.00000	0.0000	0.0000	0.00016	2.52
0.1	0.10000	0.1000	0.0000	0.00017	2.20
0.5	0.50000	0.5000	0.0000	0.00016	2.28
1	1.00001	1.0000	0.0000	0.00016	2.28
2	2.00001	2.0000	0.0000	0.00016	2.28
5	5.00001	5.0000	0.0000	0.00016	2.28
10	10.00002	10.0000	0.0000	0.00016	2.28
20	20.00002	20.0000	0.0000	0.00016	2.23
50	50.00001	50.0000	0.0000	0.00017	2.15
100	100.00002	99.9999	0.0001	0.00020	2.06
120	120.00004	120.0000	0.0000	0.00023	2.03
150	150.00003	150.0000	0.0000	0.00026	2.00
200	200.00003	199.9999	0.0001	0.00030	2.00

Note: Weight of adjust (g)

The End of Certificate

PTC-INC-07-02: 2 Feb 2020



TECHNOLOGY PROMOTION ASSOCIATION (THAILAND-JAPAN)
CORPORATE SERVICES 3: EQUIPMENT CALIBRATION AND TESTING SERVICES
534/4 PATTANAKARN ROAD SOI 18, SUANLUANG, SUANLUANG BANGKOK 10250
TEL. 0-2717-3000-27 FAX. 0-2719-9484



Cert. No.: 21TM1629
Page: 1 of 3

Certificate of Calibration

Equipment : Hot Air Oven

Manufacturer : Memmert

Model : UFE 500

Serial No. : G511.0314

ID No. : BKK_EN0009

Submitted by :

ALS Laboratory Group (Thailand) Co., Ltd.
104 Phatthanakan 40, Phatthanakan Rd.,
Kwaeng Suan Luang, Khet Suan Luang,
Bangkok 10250

Location :

Oven Room

Received Order :

2 September 2021

Calibration Date :

2 September 2021

Ambient Temperature :

(26 ± 10) °C

Relative Humidity :

(50 ± 30) %

Calibrated by :

Man Pattanapongpaiboon

Approved by :

Approved Signatory

() Pornthippa Tameyakul

() Malee Butkruea

() Suwit Imjai

Issue Date :

14 September 2021

The Uncertainties are for a confidence probability of approximately 95%

This certificate may not be reproduced other than in full, except with the prior written

Approval of the head of Corporate Services 3 : Equipment Calibration and Testing Services.

A 0031775



Equipment : Hot Air Oven
Condition As-Received : Used Item
Reference : 2109-0004OC-1
Result of Calibration :-
Function of UUC* : Temperature Source
Fresh air setting : Close

Cert. No.: 21TM1629
Page.: 3 of 3

Calibration Point (°C)	UUC* Setting (°C)	UUC* Reading (°C)	Temperature stability (± °C)	Temperature uniformity (°C)	Overall Variation (°C)	Uncertainty (± °C)	Coverage Factor k
60.0	60.0	60.0	0.047	0.32	0.52	0.42	2
95.0	95.0	95.0	0.034	0.51	0.83	0.42	2
103.0	103.0	103.0	0.053	0.57	1.0	0.42	2
104.0	104.0	104.0	0.095	0.62	1.1	0.43	2

Calibration Point (°C)	Measured Temperature (°C)								
	Position								
60.0	1	2	3	4	5	6	7	8	9 (ref.)
95.0	59.912	59.968	59.859	59.772	60.200	60.076	60.203	60.120	60.067
103.0	94.767	94.809	94.720	94.582	95.347	95.025	95.098	95.016	94.879
104.0	102.814	102.866	102.712	102.555	103.482	103.204	103.288	103.190	102.976
	103.742	103.794	103.643	103.484	104.486	104.180	104.265	104.154	103.924

Average* : The average of 30 values in each position.
Temperature stability : One-half of the greatest maximum difference of measured temperature at any one sensor.
Temperature uniformity : The maximum difference of measured temperatures at any sensors and the measured temperature at the reference location which are observed at the same time or at as close an observation time as possible to determine the temperature pattern or homogeneity within the chamber under steady-state conditions.
Overall Variation : The Difference of the maximum and minimum measured temperatures throughout observation.
UUC* : Unit Under Calibration
Note : The reported uncertainty of measurement was included stability and excluded uniformity .
The reported uncertainty of measurement was based on a standard uncertainty multiplied by a coverage factor *k*, providing a level of confidence of approximately 95 %.

-000-

Walu

a 1071652



Equipment : Hot Air Oven
Condition As-Received : Used Item
Reference : 2109-0004OC-1

Cert. No.: 21TM1629
Page.: 2 of 3

Procedure Used :-

Calibration were conducted using calibration procedure CP-OT02 according to direct measurement method with Data Acquisition which connected with Resistance Temperature Detector (RTD).
The temperature scale used was based on ITS-90.

Condition of this result of calibration

1. Reference standard instrument:-

Instrument **Model** **Serial No.** **Cert. No.** **Due Date**
1) Data Acquisition 34972A MY57013711 21LM7 16 Jun 2022

2. This certificate is valid only to the item calibrated on date and place of calibration.

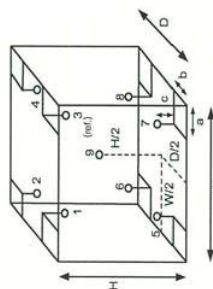
3. This certification is traceable to the International System of Unit.

Result of Calibration :- (*) Without Adjustment

Function of UUC* : Temperature Source

Fresh air setting : Close

Environment during calibration	
Temp. (°C)	Beginning 25 Finished 25
REL.Humid. (%)	56
AC Supply (Volt)	221



Probe Installation Details :
a = 5.0 cm
b = 5.0 cm
c = 5.0 cm
Dimension of Chamber :
D = 0.40 m
W = 0.56 m
H = 0.48 m
Capacity = 0.11 m³

Position :	Ref. Std. ID No.:
1	18-18RTD-01
2	18-18RTD-02
3	18-18RTD-03
4	18-18RTD-04
5	18-18RTD-05
6	18-18RTD-06
7	18-18RTD-07
8	18-18RTD-08
9 (ref.)	18-18RTD-09

Walu

a 1071653



Equipment : Hot Air Oven
Condition As-Received : Used Item
Reference : 2112-0002OC-1

Procedure Used :-

Calibration were conducted using calibration procedure CP-OT02 according to direct measurement method with Data Acquisition which connected with Resistance Temperature Detector (RTD) and Thermocouple Type T.

The temperature scale used was based on ITS-90.

Condition of this result of calibration

1. Reference standard instrument:-

Instrument	Model	Serial No.	Cert. No.	Due Date
1) Data Acquisition	34970A	MY44060450	21LM4/1	06 Mar 2022

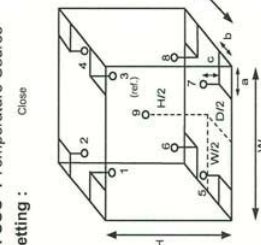
2. This certificate is valid only to the item calibrated on date and place of calibration.

3. This certification is traceable to the International System of Unit.

Result of Calibration :- (*) Without Adjustment

Function of UUC* : Temperature Source

Fresh air setting :



Probe Installation Details :

a =	5.0	cm
b =	5.0	cm
c =	5.0	cm
D =	0.40	m
W =	0.56	m
H =	0.48	m
Capacity =	0.11	m ³

Dimension of Chamber :

Environment during calibration		
Temp. (°C)	Beginning	Finished
REL.Humid. (%)	25	25
AC Supply (Volt)	51	53
	221	222

Ref. Std. ID No. : @		
Position :	(104) °C	Calibration Point (121,175,180) °C
1	19-14RTD-01	19-14TC-01
2	19-14RTD-02	19-14TC-02
3	19-14RTD-03	19-14TC-03
4	19-14RTD-04	19-14TC-04
5	19-14RTD-05	19-14TC-05
6	19-14RTD-06	19-14TC-06
7	21-14RTD-07	19-14TC-07
8	19-14RTD-08	19-14TC-08
9 (ref.)	19-14RTD-09	19-14TC-09



TECHNOLOGY PROMOTION ASSOCIATION (THAILAND-JAPAN)
 CORPORATE SERVICES 3: EQUIPMENT CALIBRATION AND TESTING SERVICES
 534/4 PATTANAKARN ROAD SOI 18, SUANLUANG, SUANLUANG BANGKOK 10250
 TEL. 0-2717-3000-27 FAX. 0-2719-9484



Cert. No.: 21TM2189
Page.: 1 of 3

Certificate of Calibration

Equipment : Hot Air Oven
Manufacturer : Memmert
Model : UFE 500
Serial No. : G511.1574
ID No. : BKK_EN0007

Submitted by : ALS Laboratory Group (Thailand) Co.,Ltd.
 104 Phatthanakan 40, Phatthanakan Rd.,
 Khwaeng Phatthanakan, Khet Suan Luang,
 Bangkok 10250 Thailand

Location : Oven Room

Received Order : 1 December 2021
Calibration Date : 1 December 2021
Ambient Temperature : (26 ± 10) °C
Relative Humidity : (50 ± 30) %

Calibrated by : Khit Rutanaprapachai

Approved by : *Malu*
 Approved Signatory

() Ponthippa Tameyakul
 (✓) Malee Bukruea
 () Suwit Injai

Issue Date : 7 December 2021

The Uncertainties are for a confidence probability of approximately 95%

This certificate may not be reproduced other than in full, except with the prior written
 Approval of the head of Corporate Services 3: Equipment Calibration and Testing Services.

Certificate of System Qualification

ES-OQ

System ID: MY16010005
Organization Name: ALS Laboratory Group (Thailand) Co., Ltd.
Organization Location: 104 Phatthanakan 40 Phatthanakan Rd., Bangkok 10250

Date: September 13, 2021 5:49:11 PM
EQP Name: AgilentRecommended
EQP Revision: ES.02.50
Overall Qualification Status: Pass

Preparation

Pass

Instrument Tests

Pass

Autosampler Operation

Pass

REVIEW BY	Thitima B.
APPROVED BY	Sawetan N.
NEXT CAL DATE	12 Mar 23

Date: September 13, 2021 5:49:11 PM
System ID: MY16010005



Equipment : Hot Air Oven
Condition As-Received : Used Item
Reference : 2112-0002OC-1
Result of Calibration :- (*) Without Adjustment
Function of UUC* : Temperature Source
Fresh air setting : Close

Cert. No.: 21TM2189
Page.: 3 of 3

Calibration Point (°C)	UUC* Setting (°C)	UUC* Reading (°C)	Temperature stability (± °C)	Temperature uniformity (°C)	Overall Variation (°C)	Uncertainty (± °C)	Coverage Factor k
104.0	104.0	104.0	0.059	0.52	0.59	0.45	2
121.0	121.0	121.0	0.11	0.75	1.2	1.1	2
175.0	175.0	175.0	0.13	0.90	1.6	1.1	2
180.0	180.0	180.0	0.13	0.93	1.6	1.1	2

Measured Temperature (°C)								
Position								
1	2	3	4	5	6	7	8	9 (ref.)
104.0	104.265	104.229	104.080	103.922	104.390	104.304	103.284	103.909
121.0	120.838	120.519	120.661	120.524	121.162	120.855	120.703	120.726
175.0	175.021	174.603	174.848	174.652	175.830	175.321	174.440	175.222
180.0	179.792	179.374	179.575	179.376	180.643	180.081	179.217	180.014

Average* : The average of 30 values in each position.

Temperature stability : One-half of the greatest maximum difference of measured temperature at any one sensor.

Temperature uniformity : The maximum difference of measured temperatures at any sensors and the measured temperature at the reference location which are observed at the same time or at as close an observation time as possible to determine the temperature pattern or homogeneity within the chamber under steady-state conditions.

Overall Variation : The Difference of the maximum and minimum measured temperatures throughout observation.

UUC* : Unit Under Calibration

Note : The reported uncertainty of measurement was included stability and excluded uniformity .

The reported uncertainty of measurement was based on a standard uncertainty multiplied by a coverage factor k, providing a level of confidence of approximately 95 %.

-000-

Electronic Signature

Purpose

This signature page was created and published because the ACE sign-off action was executed, which is valid for the entire document, including attachments. The ACE sign-off is an electronic signature that requires two distinct identification components: unique username and personal password. The Agilent representative who has delivered this service understands the meaning and legal status of an electronic signature. As a trained official operator, the Agilent representative has a unique password and login to access ACE and electronically sign this document. (Other e-signatures can be applied to this document using a Document Content Management or other suitable method defined in your data access and control procedures.)

Details

Full Name of Signer: Kanyakorn Sukpaltrajareem
Logged On User Name: phimprapha.jeeraphong@agilent.com
Signature Creation Date: September 13, 2021
Reason for Signature: Executed protocol and published this original version of document

Regulatory Disclaimer

This document provides a protocol to verify and record instrument configuration and evidence of proper operation. It has been prepared from our interpretation of applicable regulations as well as industry best practices. The document is designed to provide an important component of a complete compliance package. Validation depends upon many factors and use of this protocol alone does not assure compliance. Agilent Technologies makes no promises or representations as to its sufficiency for any specific regulatory program.

Warranty

Agilent Technologies makes no warranty of any kind to this material, including but not limited to, the implied warranties or merchantability and fitness for a particular purpose. Agilent Technologies shall not be liable for errors contained herein or for incidental or consequential damages in connection with the furnishing, performance, or use of this material.

Instrument Details

Purpose

This section describes the as found system configuration.

Details

Spectrometer 1	Agilent Technologies
Manufacturer	5100 SVDV
Name	G8010A
Model Number	Double pass glass cyclonic spraychamber and seaspray nebulizer
Sample Introduction	MY16010005
Serial Number	5395
Firmware Revision	
Chiller 1	
Manufacturer	Agilent Technologies
Name	Other Unspecified
Other Unspecified Name	Chiller
Model Number	Other Unspecified
Other Unspecified Model Number	G3292-80201
Serial Number	2008-00159
Autosampler 1	
Manufacturer	Agilent Technologies
Name	SPS4
Model Number	G8410A
Serial Number	AU15440764
Switching Valve Accessory 1	
Manufacturer	Agilent Technologies
Name	SVS 2+
Model Number	G8495A
Serial Number	AU16040115

User Name: phinprapha.jeeaphong

Hostname: ASBKKWX326

System Id: MY16010005

Print Date: September 13, 2021 5:49:12 PM

OCHW 5100 ICPOES ALS 08Sep21 Transaction log :

Time	Transaction State	Activity Performed	Type of Transaction	Optional Information
September 8, 2021 8:41:30 AM	Start	Execution	Autosampler Operation : Autosampler 1 - SP54; Qualitative Test - No setpoints associated	None
September 8, 2021 9:51:38 AM	End	Execution	Autosampler Operation : Autosampler 1 - SP54; Qualitative Test - No setpoints associated	Run Count : 1
September 8, 2021 9:51:38 AM	End	Qualification	Session	OQ
September 8, 2021 9:51:38 AM	Start	Reporting	Session	None
September 8, 2021 10:55:40 AM	Audit	AccClosed	Session	None
September 13, 2021 5:01:26 PM	Audit	AccRestarted	Session	None
September 13, 2021 5:01:26 PM	Audit	SessionReloaded	Session	None
September 13, 2021 5:01:26 PM	Start	Qualification	Session	OQ
September 13, 2021 5:47:55 PM	Audit	Reporting	Session	Report Generated : Certificate

Page 2 / 2

User Name: phinprapha.jeeaphong

Hostname: ASBKKWX326

System ID: MY16010005

Print Date: September 13, 2021 5:49:12 PM

OCHW 5100 ICPOES ALS 08Sep21 Transaction log :

Time	Transaction State	Activity Performed	Type of Transaction	Optional Information
September 8, 2021 8:49:59 AM	Audit	SessionCreated	Session	None
September 8, 2021 8:49:59 AM	Start	Configuration	Session	None
September 8, 2021 8:49:59 AM	Audit	Entitlement	Liensing	User is FieldEngineer and does not require an unlock code
September 8, 2021 9:07:06 AM	Audit	EplLoaded	Session	EQP details for primary technique [Eq] - File path: [ProtocolPath\Eq\Config\on02.50\Eq.02.50.eqp], EQP File Name: [Eq.02.50.eqp], EQP Name: [AgilentRecommended]
September 8, 2021 9:07:11 AM	End	Configuration	Session	None
September 8, 2021 9:07:15 AM	Start	Qualification	Session	OQ
September 8, 2021 9:07:15 AM	Start	Execution	Preparation : 5100 SVDV; Qualitative Test - No setpoints associated	None
September 8, 2021 9:34:35 AM	End	Execution	Preparation : 5100 SVDV; Qualitative Test - No setpoints associated	Run Count : 1
September 8, 2021 9:34:39 AM	Start	Execution	Instrument Tests : 5100 SVDV; Qualitative Test - No setpoints associated	None
September 8, 2021 9:51:27 AM	End	Execution	Instrument Tests : 5100 SVDV; Qualitative Test - No setpoints associated	Run Count : 1

Page 1 / 2

Table of Contents

Section	Page
Cover page	1
Table of Contents	2
Test Summary	3
Service Details	4
Instrument Details	5
Protocol Details	6
Tests	7
Preparation : 5100 SVDV	7
Instrument Tests : 5100 SVDV	10
Autosampler Operation : Autosampler 1 - SPS4	11
Declaration of Change Control	12
Attachments	13
Signature	31
Transaction Logs	32



Agilent CrossLab Compliance Services

Agilent
CrossLab
From Insight to Outcome

EQUIPMENT QUALIFICATION REPORT (EQR)

Agilent CrossLab Compliance

Qualification Type: ES-OQ

System ID: MY16010005

EQP Name: AgilentRecommended

EQP Details: Agilent Technologies System

EQP Revision: ES.02.50

EQP Release Date: March 2020

Date: September 13, 2021 5:50:41 PM

Report Type: Report

Org. Name: ALS Laboratory Group (Thailand) Co., Ltd.

Org. Location:

104 Phatthanakan 40 Phatthanakan Rd., Bangkok
10250

Service Details

Purpose

This section includes local contact and delivery details for this service.

General Details

Service Order No./Request: 6004823273

EQP Name: AgilentRecommended

EQP Revision: ES.02.50

Report Type:

Report

Organization Details

Name: ALS Laboratory Group (Thailand) Co., Ltd.

Location: 104 Phatthanakan 40 Phatthanakan Rd., Bangkok 10250

Local Contact Details

Name: Khun Thilima Boonpeng

Job Title: Scientist 2, Life Sciences

Qualification Location: ICP Room

Operator Details

Name: Kanyakorn sukpathrajareem

Job Title: Field Service Engineer

Data Acquisition Details

Acquisition Software Name: ICP Expert

Acquisition Software Revision: 7.5.3.11953

Customer Data System (CDS):

Es: ICP Expert

Test Summary

Purpose

This section includes a status for each scheduled test and the overall qualification. For each test that is run, (1) the status is automatically determined based on pre-defined limits, and (2) the total number of times the test was run is displayed. For detailed results and specifications for a test, refer to the test results in this EQR.

Details	Status	Runs
Test		
Preparation : 5100 SVDV	Pass	1
Instrument Tests : 5100 SVDV	Pass	1
Autosampler Operation : Autosampler 1 - SPS4	Pass	1

Overall Qualification Status

Pass

Protocol Details

Purpose

This section lists the revisions for all test units used in this report. For complete test-specific and high-level change details, refer to the Revision History document.

Test Revision	Test
ES.02.50	Autosampler Operation
ES.02.50	Instrument Tests
ES.02.50	Preparation

Instrument Details

Purpose

This section describes the as found system configuration.

Details


Spectrometer 1	
Manufacturer	Agilent Technologies
Name	5100 SVDV
Model Number	G8010A
Sample Introduction	Double pass glass cyclonic spraychamber and seaspray nebulizer
Serial Number	MY16010005
Firmware Revision	5395
Chiller 1	
Manufacturer	Agilent Technologies
Name	Other Unspecified
Other Unspecified Name	Chiller
Model Number	Other Unspecified
Other Unspecified Model Number	G3292-80201
Serial Number	2008-00159
Autosampler 1	
Manufacturer	Agilent Technologies
Name	SPS4
Model Number	G8410A
Serial Number	AU15440764
Switching Valve Accessory 1	
Manufacturer	Agilent Technologies
Name	SVS 2+
Model Number	G8485A
Serial Number	AU16040115

Test Evidence

Image Details: Was the detector calibration performed and completed successfully?

Date and Time: September 8, 2021 9:07:42 AM

Host Name: ASBKKNX328



Preparation

Purpose

This test records a status for each preparation task for the Agilent ICP-OES.


Configuration Details	G8010A	MY16010005	
Model/Serial No.:			
Results			
Criteria	Observed Result	Expected Result	Status
Does the plasma ignite successfully in the first three attempts?	Yes	Yes	Pass
Was the detector calibration performed and completed successfully?	Yes	Yes	Pass
Was the instrument calibration performed and completed successfully?	Yes	Yes	Pass

Test Evidence

Image Details: Was the detector calibration performed and completed successfully?

Date and Time: September 8, 2021 9:07:42 AM

Host Name: ASBKKNX328



Instrument Tests

Purpose

This test records a status for each of the automated tests within the Agilent ICP-OES CDS. For detailed test criteria, refer to the attached report.

Configuration Details			
Model/Serial No.:		G8010A	MY16010005
Results	Observed Result	Expected Result	Status
Are the Functional Tests results within acceptance criteria?			
Subsystem Communications			
Air Flow	Yes	Yes	Pass
Water Flow	Yes	Yes	Pass
Gas Flows	Yes	Yes	Pass
RF Generator	Yes	Yes	Pass
Camera	Yes	Yes	Pass
Optics	Yes	Yes	Pass
Are the Instrument Performance Tests results within acceptance criteria?			
Resolution	Yes	Yes	Pass
Sensitivity	Yes	Yes	Pass
Precision	Yes	Yes	Pass
Overall Test Status			
Pass			
		Runs: 1	

Was the instrument calibration performed and completed successfully?

September 8, 2021 9:33:30 AM

ASBKWX328

[illegible]

Declaration of Change Control

This document is under change control. Revision history is maintained and printed on each document. Access to the master documents is limited to process owners. Documents receive periodic review and cannot be assigned an evergreen status. The qualification performed according to this document refers only to the hardware/software configuration in place at the time of the qualification. Agilent Technologies recommends that instrument configuration change management procedures be in place in order to maintain the validation process. Any changes to the analytical or computer hardware or software must be clearly specified. A change management system provides a means for determining the degree of requalification required according to the extent of the changes made. All details of the changes must be thoroughly recorded and documented, together with details of completed tests and their results. Note: Hardware/software configuration management is the customer's responsibility.

Autosampler Operation

Purpose

This test verifies that the autosampler operates properly.

Configuration Details

Model/Serial No.:

G8410A

AU15440764

Results

Criteria

Observed Result	Expected Result	Status
Yes	Yes	Pass

Does the autosampler successfully move to the specified location(s)?

Overall Test Status

Pass

Runs: 1

General

Document Name: Certificate of Qualification for ACE



Agilent Compliance Engine Self Qualification

Date: September 6, 2021 10:10:10 AM
Drive Serial #: EAF04572 Platform Revision: A.03.01

Individual self-qualification reports for each specific technique installed are also available upon request. They provide additional details on the general report from the concise summary and are structured by the actual algorithms challenged during the process. There is not a one-to-one relationship between algorithms and OQ program tests because some algorithms are used by several tests and across multiple similar hardware components of the qualified systems.

Technique Type	Tests Completed	Result
UV-Vis Spectrophotometer	13	Conforms
Atomic Absorption	7	Conforms
Capillary Electrophoresis	10	Conforms
Software	6	Conforms
Emission Spectroscopy	3	Conforms
Infrared Spectroscopy	7	Conforms
Overall Qualification Status		Conforms

Attachments

Location	Category	Document Name	Page
EQR	General	Certificate of Qualification for ACE	1
EQR	General	Certificate of Qualification for ACE	1
EQR	General	Operator's training certificate and qualifications	1
EQR	Material	Certificate of Analysis Wavelength calibration solution	4
EQR	Comments	General	1
EQR	General	Instrument's Test Report	5
EQR	General	Instrument's Test Report	4

Document Name:

Operator's training certificate and qualifications



Certificate of Completion

Learner Name:	Kanyakorn Sukphairajarn
Title Of Course:	ANY-CE-ICFOES-2-008-A: Agilent 5100 ICP-OES Support Newby Training
Completion Date:	November 2, 2017
Certified By Company:	Learning at Agilent

All Service and Support training certificates have the following specific limitations.

A certificate for Service and Support training is only valid while employed by Agilent Technologies or while working as an Agilent-authorized service provider, through which the service employee has ongoing access to Agilent's Safety Alerts, Service Notes, internal technical updates, update training, current documentation, technical support, current parts, and parts updates. Completion of training alone, without being employed by Agilent Technologies, does not qualify an individual to safely install, service or maintain Agilent products.

Date:
System ID:September 13, 2021 5:50:41 PM
MY16010005

Page 16 / 34

Document Name:

Certificate of Qualification for ACE



Certificate of Completion

Learner Name:	Kanyakorn Sukphairajarn
Title Of Course:	AN-CE-SS-II-030-A: ACE 3.X User Update Training
Completion Date:	June 25, 2020
Certified By Company:	Learning at Agilent

All Service and Support training certificates have the following specific limitations.

A certificate for Service and Support training is only valid while employed by Agilent Technologies or while working as an Agilent-authorized service provider, through which the service employee has ongoing access to Agilent's Safety Alerts, Service Notes, internal technical updates, update training, current documentation, technical support, current parts, and parts updates. Completion of training alone, without being employed by Agilent Technologies, does not qualify an individual to safely install, service or maintain Agilent products.

Date:
System ID:September 13, 2021 5:50:41 PM
MY16010005

Page 15 / 34

Document Name:

Certificate of Analysis Wavelength calibration solution

Materials

Document Name:

Certificate of Analysis Wavelength calibration solution



Period of Validity: Agilent ensures the accuracy of this solution until the expiration date shown below, provided the instructions for use are followed. During the period of validity, the purchaser will be notified if this product is recalled due to any significant changes in the stability of the solution.

Sample lot reference:

Date of release: 6 Aug 2020
Date of expiration: 6 October 2021

Chris H. H. H.
Chris H. H. H., Certifying Officer



CERTIFICATE OF ANALYSIS

Agilent Product Name: Wavelength Calibration Solution for ICP-QES & MP-AES, 5 mg/L, 500mL
Agilent Part No: 619030100
Lot No: 60157841

Product Specifications

Agilent	Sample Name	Class	Certified Conc.	Agilent	Sample Name	Class	Certified Conc.
Al	Al(NO ₃) ₃	7445-27-2	5.001 ± 0.025 mg/L	Mo	(NH ₄) ₂ MoO ₄	7439-98-5	5.001 ± 0.025 mg/L
As	As	7440-38-2	5.001 ± 0.025 mg/L	Ni	Ni	7440-02-4	5.001 ± 0.025 mg/L
Ba	Ba(NO ₃) ₂	10022-32-8	5.000 ± 0.025 mg/L	Pb	Pb	7440-02-4	5.001 ± 0.025 mg/L
Cd	Cd	7440-43-9	5.001 ± 0.025 mg/L	Pr	Pr	7440-02-4	5.001 ± 0.025 mg/L
Co	Co	7440-48-4	5.001 ± 0.025 mg/L	Se	Se	7440-02-4	5.001 ± 0.025 mg/L
Cu	Cu(NO ₃) ₂	13446-52-4	5.001 ± 0.025 mg/L	Sr	Sr	7440-02-4	5.001 ± 0.025 mg/L
Cr	Cr	7440-47-3	5.001 ± 0.025 mg/L	Ta	Ta	7440-02-4	5.001 ± 0.025 mg/L
K	KNO ₃	7745-79-1	50.00 ± 0.25 mg/L	Zn	Zn	7440-02-4	5.001 ± 0.025 mg/L

Matrix: 5% HNO₃

Intended Use: This solution is intended for use as a certified reference material or calibration standard for inductively coupled plasma optical emission spectrometry (ICP-OES), inductively coupled plasma mass spectrometry (ICP-MS), atomic absorption spectrometry (flame AAS or GF-AAS), microwave plasma atomic emission spectrometry (MP-AES), x-ray fluorescence spectrometry (XRF), and other techniques for elemental analysis.

Certification & Traceability: This CRM was manufactured under a quality management system that is registered to ISO 9001:2015 and ISO/IEC 17025. This CRM was prepared to the certified concentrations shown above by gravimetric methods using single-element concentrates that were certified using the "High Performance ICP-QES" protocol developed by NIST and are directly traceable to the NIST SRMs listed below. This solution was stabilized using high purity nitric acid (HNO₃) and is diluted with filtered (0.22µm), 18 M-ohm deionized water. The balances used in the preparation of this CRM are calibrated regularly with traceability to NIST. All volumetric dilutions are performed in Class A calibrated glassware. The concentrations were determined by comparing the absorbance of the solution to that of the NIST SRMs. The uncertainty associated with each certified concentration represents the expanded uncertainty at the 95% confidence level using a coverage factor of k=2.

Instructions for Use: Agilent recommends that the solution be thoroughly mixed by repeated shaking or swirling of the bottle. The solution should be used within the period of validity. To achieve the best results, use the solution as follows: (1) use the solution as received, (2) avoid pouring directly from the CRM's original container, (3) use a minimum sub-sample size of 500µL, (4) make dilutions using calibrated balances or certified volumetric class A flasks and pipettes, (5) dilute to volume using the same matrix as the original CRM, and (6) never pour and product back into the original container. The solution should be kept tightly capped and stored under normal laboratory conditions. Do not freeze, heat, or expose to direct sunlight. Minimize exposure to moisture or high humidity.

Date:
System ID:

September 13, 2021 5:50:41 PM
MY16010005


Page 18 / 34

Date:
System ID:


September 13, 2021 5:50:41 PM
MY16010005

Page 17 / 34

Document Name: Certificate of Analysis Wavelength calibration solution



Document Name: Certificate of Analysis Wavelength calibration solution



Hazard Information: Refer to the Safety Data Sheet (SDS), which can be obtained at <https://www.agilent.com/chem/sds>.

Homogeneity: This solution was determined to be homogeneous by procedures equivalent with the requirements of ISO 17054 and ISO Guide 35. Replicate samples of the finished solution were analyzed to confirm its homogeneity, in accordance with USP <61> Assessment of Homogeneity and Stability. To ensure homogeneity, users should not take a smaller sub-sample than specified in the instructions for use, as doing so will invalidate the certified values and uncertainties.

Further Information: Please contact Agilent for further information about this CMA.

Quality Certifications: This CMA was prepared under a quality management system that is:

- Accredited to ISO 17025 – General Requirements for the Competence of Calibration and Testing Laboratories (CALA Cert. No. 284802)
- Accredited to ISO 17024 – General Requirements for the Competence of Reference Material Producers (CALA Cert. No. 284803)
- Accredited to ISO 17025 – General Requirements for the Competence of Testing and Calibration Laboratories (CALA Cert. No. 284801)

Document Name:

Instrument's Test Report

Date/Time:

September 13, 2021 5:27:56 PM

Test:

General

Comment:

Start OQ on 08 Sep 21 and found water flow fail, So repair job complete for 13 Sep 21 and OQ continue to complete.

Report Summary

Instrument Model	Agilent 5100/5110 SVDV ICP-OES
Instrument ID	G9010AG8014A
Instrument Serial Number	MY16010005
Software Version	7.5.3.11953
Firmware Version	5395
Tested By	Kanyakorn S.

Test started on 9/8/2021 9:51:21 AM

Test Completed On 9/8/2021 9:58:35 AM

Result Summary

Subsystem Communications Test	Pass
Air Flow Test	Skipped
Water Flow Test	Skipped
Gas Flow Test	Skipped
RF Generator Test	Skipped
Camera Test	Skipped
Optics Test	Pass
Advanced Valve System Test	Skipped
Resolution Test	Pass
Sensitivity Test	Pass
Precision Test	Pass

Subsystem Communications Test

Subsystem Communications Test	Pass
-------------------------------	------

Optics Test

Intensity	3082176	Radial	Axial	SVDV
Wavelength	737.212	737.212	737.212	737.212

Document Name:

Instrument's Test Report

Document Name:

Instrument's Test Report

MM-N08

Sensitivity Test					Pass	
Radial						
Element Wavelength	Specification	Method	Ratio	Standard	Blank	
As (188.980 nm)	≥ 46.0	SRBR	88.8	980.1	94.9	
Se (196.026 nm)	≥ 41.0	SRBR	95.8	709.4	113.8	
Zn (213.857 nm)	≥ 142.0	SRBR	2095.3	29674.4	197.9	
Pb (220.353 nm)	≥ 46.0	SRBR	100.6	1362.6	162.2	
Mn (257.610 nm)	≥ 3518.0	SRBR	6641.7	127413.8	365.9	
Al (396.152 nm)	≥ 3.4	SRB	8.9	24237.9	3081.8	
Ba (493.408 nm)	≥ 34.0	SRB	95.1	1015416.2	10563.7	
K (766.491 nm)	≥ 1.8	SRB	4.4	82043.9	15321.8	
Axial						
Element Wavelength	Specification	Method	Ratio	Standard	Blank	
As (188.980 nm)	≥ 205.0	SRBR	202.4	5106.5	273.5	
Se (196.026 nm)	≥ 165.0	SRBR	195.9	3903.2	321.0	
Zn (206.200 nm)	≥ 243.0	SRBR	763.6	12455.9	237.0	
Zn (213.857 nm)	≥ 1743.0	SRBR	4024.5	130652.8	696.4	
Cd (214.439 nm)	≥ 4227.0	SRBR	4508.6	97692.4	375.1	
Pb (220.353 nm)	≥ 320.0	SRBR	327.3	7653.1	480.3	
Mn (257.610 nm)	≥ 1025.0	SRBR	1908.6	632891.9	1104.7	
Cr (267.716 nm)	≥ 1048.0	SRBR	4115.3	173999.6	1751.9	
Cu (324.754 nm)	≥ 19.0	SRB	46.6	188303.3	3980.0	
Al (396.152 nm)	≥ 6.0	SRB	16.7	156852.5	8677.5	
Ba (493.408 nm)	≥ 60.0	SRB	168.0	5374075.7	37787.5	
K (766.491 nm)	≥ 24.0	SRB	84.8	2536127.0	38564.9	
Precision Test					Pass	
Radial						
Element Wavelength	Specification	Measured Value % RSD				
As (188.980 nm)	≤ 2.60	1.08				
Se (196.026 nm)	≤ 2.60	1.38				
Zn (213.857 nm)	≤ 1.50	0.62				
Pb (220.353 nm)	≤ 2.80	0.72				
Mn (257.610 nm)	≤ 1.50	0.44				

Page 3 of 5

Date: September 13, 2021 5:50:41 PM
System ID: MY16010005

Page 24 / 34

Resolution Test					Pass	
Element Wavelength	Specification	Width				
N (174.213 nm)	≤ 9.40	7.54				
As (188.980 nm)	≤ 8.20	9.43				
C (193.027 nm)	≤ 11.50	8.89				
Mo (202.032 nm)	≤ 8.20	8.50				
Cr (206.158 nm)	≤ 13.40	11.05				
Zn (213.857 nm)	≤ 8.70	7.27				
Pb (220.353 nm)	≤ 9.50	7.52				
Co (228.615 nm)	≤ 17.20	12.66				
Ba (238.424 nm)	≤ 9.40	7.80				
Mn (257.610 nm)	≤ 13.30	9.99				
Mn (260.568 nm)	≤ 20.30	16.83				
Cr (267.716 nm)	≤ 11.00	8.53				
Cu (324.754 nm)	≤ 25.00	19.14				
Co (327.395 nm)	≤ 14.20	11.75				
Sr (338.071 nm)	≤ 33.50	26.94				
Ba (455.403 nm)	≤ 44.00	33.57				
Sr (460.733 nm)	≤ 38.00	22.38				
Ba (493.408 nm)	≤ 36.00	25.66				
Ba (614.171 nm)	≤ 42.00	28.49				
Ar (673.283 nm)	≤ 74.00	50.58				
K (766.491 nm)	≤ 80.00	56.42				

Page 2 of 5

Date: September 13, 2021 5:50:41 PM
System ID: MY16010005

Page 23 / 34

u.27/92

Document Name:

Instrument's Test Report

Radial-Axial Intensity Ratio(Range 0-100) - 1.03 - Passed
Peak Intensity Simultaneous mode 3419287.63 - Passed
Shutter closed - Passed
Optics Test Completed - Passed
Instrument Performance- Started
Instrument Performance Completed - Passed

Document Name:

Instrument's Test Report

Axiol		
Element Wavelength	Specification	Measured Value % RSD
Al (396.152 nm)	≤ 1.50	0.45
Ba (483.408 nm)	≤ 1.50	0.48
K (766.491 nm)	≤ 1.50	0.34
Axiol		
As (188.960 nm)	≤ 1.50	0.54
Se (196.026 nm)	≤ 1.50	0.58
Zn (206.200 nm)	≤ 1.50	0.29
Zn (213.857 nm)	≤ 1.50	0.38
Cd (214.438 nm)	≤ 1.50	0.30
Pb (220.353 nm)	≤ 1.50	0.47
Mn (257.610 nm)	≤ 1.50	0.78
Cr (267.716 nm)	≤ 1.50	0.30
Cu (324.754 nm)	≤ 1.50	0.45
Al (396.152 nm)	≤ 1.50	0.35
Ba (483.408 nm)	≤ 1.50	0.50
K (766.491 nm)	≤ 1.50	0.48

Report Detail

Test Run - Operator: Konyekom S.
Subsystem Communications Test- Started
SubSystem Status
Main Power Module - Passed
Optics Module - Passed
RF Generator - Passed
pre-optics Module - Passed
Optics/Camera Control Module - Passed
Peristaltic Pump - Passed
Subsystem Communications Test Completed - Passed
Optics Test- Started
Test View Mode Intensities Status
LED Off - Passed
Shutter opened - Passed
Peak Intensity Radial mode 3082176.14 - Passed
Shutter closed - Passed
Peak Intensity Axial mode 3082176.14 - Passed
Shutter opened - Passed
Optical Apert Ratio: Calculated Value = 2.56; Factory Value = 2.60
Peak Intensity Axial mode 3162050.49 - Passed

Document Name:

Instrument's Test Report

Gas Flows Test				Pass	
Nebulizer Target Flow	0.70	Actual Flow	0.71	Back Pressure	276.73
Plasma Target Flow	2.00	Actual Flow	2.00	Back Pressure	106.21
Makeup Target Flow	2.00	Actual Flow	2.00	Back Pressure	106.63
Plasma Target Flow	18.00	Actual Flow	17.96	Back Pressure	19.78

RF Generator Test		Pass	
RF Power Supply Test	Passed	RF Power Supply (V)	130.332
RF Oscillator Test	Passed	RF Oscillator Frequency (MHz)	25.917
Work Coil Current (A)	44.873	RF Power Supply Current (A)	1.988

Camera Test		Pass	
Black Level Test	Passed	Noise Test	Passed
Photo Response Test	Passed		

Optics Test		Pass	
Intensity	2895933	Radial	3009947
Wavelength	737.212	Actual	3009947
		SVDV	3285038
			737.212

Report Detail	
Tests Run - Operator: Kanyekom S.	
Subsystem Communications Test - Started	
Subsystem Status	
Main Power Module - Passed	
Gas Control Module - Passed	
RF Generator - Passed	
Pre-optics Module - Passed	
Optical Camera Control Module - Passed	

Page 2 of 4

Date:
System ID:September 13, 2021 5:50:41 PM
MY18010005

Page 28 / 34

General

© 2020 by Agilent Technologies

Document Name:

Instrument's Test Report

Report Summary	
Instrument Model	Agilent 51005110 SVDV ICP-OES
Instrument ID	G8010AIG8014A
Instrument Serial Number	MY18010005
Software Version	7.5.3.11853
Firmware Version	5395
Tested By	Kanyekom S.
Test started on	9/13/2021 5:33:48 PM
Test Completed On	9/13/2021 5:46:50 PM

Result Summary	
Subsystem Communications Test	Pass
Air Flow Test	Pass
Water Flow Test	Pass
Gas Flows Test	Pass
RF Generator Test	Pass
Camera Test	Pass
Optics Test	Pass
Advanced Valve System Test	Skipped
Resolution Test	Skipped
Sensitivity Test	Skipped
Precision Test	Skipped

Subsystem Communications Test	
Pass	

Air Flow Test	
50% Air Flow (relative speed)	60% Air Flow (relative speed)
11.00	16.00

Water Flow Test	
RF Water Flow (L/min)	Camera Water Flow (L/min)
1.21	1.14
	23.01

Water Flow Test	
Pass	

Water Inlet Temperature (°C)	
	23.01

Page 1 of 4

Date:
System ID:September 13, 2021 5:50:41 PM
MY18010005

Page 27 / 34

Document Name: Instrument's Test Report

Plasma Ignite Started Waiting 5 min for plasma warm up Shutter closed - Passed Peak Intensity Radial mode 2965532.60 - Passed Shutter closed - Passed Peak Intensity Axial mode 3009947.39 - Passed Shutter closed - Passed Peak Intensity Simultaneous mode 3265538.45 - Passed Optics Test Completed - Passed	Peristaltic Pump - Passed Subsystem Communications Test Completed - Passed Air Flow Started Fan Speed(%) Air Flow(relative speed) Status 30% 11 - Passed 30% 11 - Passed Air Flow Completed - Passed Water Flow Started RF Water Flow(L/min) = 1.21 Camera Water Flow(L/min) = 1.14 Water Inlet Temperature = 23.01 RF Water Flow(L/min) (off) = 0.00 Water Flow Completed - Passed Gas Flows Started Channel Target Actual Pressure Failure Status Auxiliary Gas 0.00 0.08 N/A - Passed Auxiliary Gas 2.00 2.00 N/A - Passed Nebulizer Gas 0.70 0.71 276.73 N/A - Passed Plasma Gas 0.00 1.19 N/A - Passed Plasma Gas 0.00 1.19 N/A - Passed Makeup Gas 2.00 2.00 N/A - Passed Purge Gas 0.70 0.70 N/A - Passed Purge Gas 3.70 3.70 N/A - Passed All Channel flows ON : - Passed All Channel flows OFF : - Passed Gas Flows Completed - Passed RF Generator Started RF generator turned off - Passed RF generator turned on - Passed Bias Control = 0 V - Passed RF Power Supply Set Value = 150V, Actual Value = 130.33V - Passed RF Oscillator Frequency(MHz) = 25.92, Workcoil Current(Amps) = 44.57, RF Power Supply Current(Amps) = 2.00 - Passed RF Oscillator stopped - Passed RF generator turned off - Passed RF Generator Completed - Passed Camera Test Started Black level test - PASSED Noise test - PASSED Photo response test - PASSED Camera Test Completed - Passed Optics Test Started Test View Mode Internalis Status LED Off - Passed
---	---

User Name: phimprapha.jeeraphong
Host Name: ASBKKW328
System ID: MY16010005
Print Date: September 13, 2021 5:50:44 PM

ORHW 5100 ICPOES ALS 08Sep21 Transaction log :

Time	Transaction State	Activity Performed	Type of Transaction	Optional Information
September 8, 2021 8:46:59 AM	Audit	Session Created	Session	None
September 8, 2021 8:46:59 AM	Start	Configuration	Session	None
September 8, 2021 8:46:59 AM	Audit	Entitlement	Licensing	User is Field Engineer and does not require an unlock code
September 8, 2021 9:07:06 AM	Audit	EOP Loaded	Session	EOP details for primary technique [E4] - File path: [ProtocolPascalE4Configuration01\02.50\EX02.50.eop] EOP File Name: [E4.02.50.eop], EOP Name: [AgilentRecommended]
September 8, 2021 9:07:11 AM	End	Configuration	Session	None
September 8, 2021 9:07:15 AM	Start	Qualification	Session	OQ
September 8, 2021 9:07:15 AM	Start	Execution	Preparation : 5100 SVDV: Qualitative Test - No setpoints associated	None
September 8, 2021 9:34:35 AM	End	Execution	Preparation : 5100 SVDV: Qualitative Test - No setpoints associated	Run Count : 1
September 8, 2021 9:34:39 AM	Start	Execution	Instrument Tests : 5100 SVDV: Qualitative Test - No setpoints associated	None
September 8, 2021 9:51:27 AM	End	Execution	Instrument Tests : 5100 SVDV: Qualitative Test - No setpoints associated	Run Count : 1

Electronic Signature

Purpose

This signature page was created and published because the ACE sign-off action was executed, which is valid for the entire document, including attachments. The ACE sign-off is an electronic signature that requires two distinct identification components: unique username and personal password. The Agilent representative who has delivered this service understands the meaning and legal status of an electronic signature. As a trained official operator, the Agilent representative has a unique password and login to access ACE and electronically sign this document. (Other e-signatures can be applied to this document using a Document Content Management or other suitable method defined in your data access and control procedures.)

Details

Full Name of Signer: Kanyakorn Sukpathrajareon
Logged On User Name: phimprapha.jeeraphong@agilent.com
Signature Creation Date: September 13, 2021
Reason for Signature: Executed protocol and published this original version of document

Regulatory Disclaimer

This document provides a protocol to verify and record instrument configuration and evidence of proper operation. It has been prepared from our interpretation of applicable regulations as well as industry best practices. The document is designed to provide an important component of a complete compliance package. Validation depends upon many factors and use of this protocol alone does not assure compliance. Agilent Technologies makes no promises or representations as to its sufficiency for any specific regulatory program.

Warranty

Agilent Technologies makes no warranty of any kind to this material, including but not limited to, the implied warranties or merchantability and fitness for a particular purpose. Agilent Technologies shall not be liable for errors contained herein or for incidental or consequential damages in connection with the furnishing, performance, or use of this material.



Metrological Center

SCI ECO Services Company Limited

33/2 Moo 3, T.Banpa, A.Kaengkhoi, Saraburi 18110

Telephone : +66 2 586 5792-4 Fax : +66 2 586 5109

Website : www.scieco.co.th E-Mail : calibrate@scg.co.th



Metrological Center

SCI ECO Services Company Limited

33/2 Moo 3, T.Banpa, A.Kaengkhoi, Saraburi 18110

Telephone : +66 2 586 5792-4 Fax : +66 2 586 5109

Website : www.scieco.co.th E-Mail : calibrate@scg.co.th

MM-N08

Certificate No. T220730

Page 2 of 6

Calibration Report

Equipment : HEATING BLOCK
Date of Calibration : 7 April 2022
Environment : Temperature : 21.8-23.1 °C
Line Voltage : 221.6-226.3 V
Relative Humidity : 55 - 65 %RH

Condition of this results of calibration :

1. This equipment was calibrated by insert nine standard thermocouples type T into its chamber , the other one standard thermocouples type T use for ambient temperature measurement . The calibration was done in according to WI-T20.

All data show below were final values and the initial data from customer request . The temperature scale used was based on ITS - 90 .

2. Reference Standard Instrument :

Instrument	Model	Instrument No.	Certificate No.	Due Date
TC	TYPE T	TN221-TN230	T210008	08 June 2022
TC	TYPE T	TN231-TN240	T210008	08 June 2022
DATA LOGGER	34970A	T149	T210008	08 June 2022

3. This certificate is traceable to :

National Institute of Metrology (Thailand) through Metrological Center (NSC-TISF-TIS 17025 CALIBRATION 0244.)

4. Condition of calibrated item : good

Equipment Description :

Time Constant 2 Hour 25 Minute At 95 °C
Fresh Air Damper ☐ Open ☐ Min ☐ Medium ☐ Max
☐ Close ☒ Not Available

5. Adjustment :

() without adjustment (X) after adjustment

Approved By. _____

Certificate No. T220730

Page 1 of 6

Certificate of Calibration

Equipment : HEATING BLOCK
Manufacturer : Environmental Express
Model : SC 196
Serial No. : 6974CECW3285
Customer Code : BKK_EL0054
ID No. : T5306A3

Customer : ALS Laboratory Group (Thailand) Co.,Ltd.

104 Phatthanakan 40, Phatthanakan Rd., Khwaeng Phatthanakan,

Khet Suan Luang, Bangkok 10250

Customer Location : Acid Digestion Lab

Date of Receipt : 30 March 2022

Calibrated By : Watcharapon Sangtong (Technician)

Approved By : _____ / Sujjar Naknakred (Site Calibration Manager)

Date of Issue : 12 APR 2022

REVIEW BY	Tattapan C.
APPROVED BY	Savitree
NEXT CAL. DATE	7/10/23

The uncertainties are for a confidence probability of approximately 95%.

This Certificate is issued in accordance with the conditions of accreditation granted by the Thai Laboratory Accreditation Scheme which has assessed the measurement capability of the laboratory and its traceability to recognized national standards and to the units of measurement realized at the corresponding national standard laboratory. This certificate may not be reproduced other than in full except with the prior written approval of the Metrological Center.

FM-L13 108/30-05-57

FM-L12 109/30-05-57

u.27/98



Metrological Center

SCI ECO Services Company Limited

33/2 Moo 3, T.Banpa, A.Kaengkhoi, Saraburi 18110
Telephone : +66 2 586 5792-4 Fax : +66 2 586 5109
Website : www.scieco.co.th E-Mail : calibrate@scg.co.th



Metrological Center

SCI ECO Services Company Limited

33/2 Moo 3, T.Banpa, A.Kaengkhoi, Saraburi 18110
Telephone : +66 2 586 5792-4 Fax : +66 2 586 5109
Website : www.scieco.co.th E-Mail : calibrate@scg.co.th

Certificate No. T220730

Page 4 of 6

Certificate No. T220730

Page 3 of 6


Calibration Report

Measurement Results		Average Standard Reading at each position (°C)									
Calibration Point		TN221	TN222	TN223	TN224	TN225	TN226				
R1 Hole1-Hole6	Max	93.60	93.82	94.05	94.20	94.36	94.26				
	Min	93.07	93.26	93.51	93.66	93.82	93.71				
	Average	93.33	93.54	93.78	93.93	94.09	93.98				
R2 Hole7-Hole12	Max	94.59	94.79	94.63	94.55	94.82	95.00				
	Min	94.05	94.25	94.08	93.97	94.26	94.44				
	Average	94.32	94.52	94.36	94.26	94.54	94.72				
R3 Hole13-Hole18	Max	95.03	94.54	94.78	94.84	95.06	94.73				
	Min	94.46	93.98	94.20	94.28	94.49	94.18				
	Average	94.74	94.26	94.49	94.56	94.78	94.45				
R4 Hole19-Hole24	Max	94.89	94.82	95.73	95.85	95.73	96.10				
	Min	94.33	94.26	95.51	95.62	95.51	95.85				
	Average	94.61	94.54	95.62	95.73	95.62	95.97				
R5 Hole25-Hole30	Max	94.89	94.82	95.73	95.85	95.73	96.10				
	Min	94.33	94.26	95.51	95.62	95.51	95.85				
	Average	94.61	94.54	95.62	95.73	95.62	95.97				
R6 Hole31-Hole36	Max	96.15	96.24	96.20	96.37	96.04	95.88				
	Min	96.01	96.10	96.02	96.20	95.89	95.71				
	Average	96.08	96.17	96.11	96.28	95.96	95.79				
R7 Hole37-Hole42	Max	96.84	96.97	97.03	96.48	96.33	95.76				
	Min	96.53	96.65	96.71	96.08	95.98	95.43				
	Average	96.68	96.81	96.87	96.28	96.16	95.60				
R8 Hole43-Hole48	Max	96.46	96.15	96.19	96.06	96.95	97.09				
	Min	96.13	95.84	95.85	95.72	96.64	96.78				
	Average	96.30	95.99	96.02	95.89	96.80	96.93				
R9 Hole49-Hole54	Max	96.91	96.58	96.13	96.19	96.34	96.19				
	Min	96.55	96.21	95.80	95.87	96.03	95.88				
	Average	96.73	96.40	95.96	96.03	96.18	96.03				

Approved By.

Approved By.

FRONT CONTROL





Metrological Center

SCI ECO Services Company Limited

33/2 Moo 3, T.Banpa, A.Kaengkhoi, Saraburi 18110

Telephone : +66 2 586 5792-4 Fax : +66 2 586 5109

Website : www.scieco.co.th E-Mail : calibrate@scg.co.th



Metrological Center

SCI ECO Services Company Limited

33/2 Moo 3, T.Banpa, A.Kaengkhoi, Saraburi 18110

Telephone : +66 2 586 5792-4 Fax : +66 2 586 5109

Website : www.scieco.co.th E-Mail : calibrate@scg.co.th

Certificate No. T220730

Page 5 of 6

Calibration Report

Measurement Results:

HEATING BLOCK			Temperature Distribution	
Setting (°C)	Reading (°C)		Stability (± °C)	Uncertainty (± °C)
	Min, Max	Average		
100.0	100.0 , 100.4	100.1	0.29	0.83
105.0	105.0 , 105.4	105.1	0.20	0.79

* The quoted uncertainty exclude "uniformity"

The calibration result apply only the above calibrated item.

The result of test was found accurate as shown on date and place of test only.

The reported expanded uncertainty is based on a standard uncertainty multiplied by a coverage factor k which for a t-distribution, providing a level of confidence of approximately 95 %.

Approved By.

u.27/100

FM-L13 108/30-05-57

Certificate No. T220730

Page 5 of 6

Calibration Report

Measurement Results		Average Standard Reading at each position (°C)									
Calibration Point		TN221	TN222	TN223	TN224	TN225	TN226	TN227	TN228	TN229	TN230
R1 Hole1-Hole6 CAL POINT 105	Max	104.47	104.65	104.79	105.31	105.47	105.46	105.20	105.14	105.31	105.33
	Min	104.15	104.27	104.45	104.98	105.14	105.20	105.14	105.20	105.14	105.33
	Average	104.31	104.46	104.62	105.15	105.31	105.33	105.15	105.15	105.31	105.33
R2 Hole7-Hole12		TN227	TN228	TN229	TN230	TN231	TN232	TN233	TN234	TN235	TN236
	Max	105.28	105.43	105.35	105.52	105.68	105.83	105.97	106.07	106.07	106.07
	Min	105.55	105.73	105.65	105.84	105.97	106.07	106.14	106.21	106.28	106.35
	Average	105.42	105.58	105.50	105.68	105.82	105.95	106.07	106.14	106.21	106.28
R3 Hole13-Hole18		TN233	TN234	TN235	TN236	TN237	TN238	TN239	TN240	TN241	TN242
	Max	106.14	106.06	105.81	105.55	105.80	105.53	105.87	105.81	105.87	105.87
	Min	105.85	105.81	105.55	105.55	105.80	105.53	105.87	105.81	105.87	105.87
	Average	106.00	105.94	105.68	105.92	105.67	105.75	105.92	105.67	105.75	105.75
R4 Hole19-Hole24		TN239	TN240	TN221	TN222	TN223	TN224	TN225	TN226	TN227	TN228
	Max	105.86	105.60	104.44	104.51	104.28	104.78	104.61	104.35	104.35	104.61
	Min	105.61	105.37	104.27	104.35	104.12	104.61	104.35	104.35	104.35	104.61
	Average	105.74	105.48	104.35	104.43	104.20	104.69	104.35	104.35	104.35	104.61
R5 Hole25-Hole30		TN225	TN226	TN227	TN228	TN229	TN230	TN231	TN232	TN233	TN234
	Max	104.94	104.93	104.97	105.08	104.68	104.69	104.94	104.77	104.75	104.75
	Min	104.77	104.75	104.76	104.90	104.51	104.49	104.77	104.75	104.75	104.75
	Average	104.85	104.84	104.86	104.99	104.60	104.59	104.85	104.76	104.75	104.75
R6 Hole31-Hole36		TN231	TN232	TN233	TN234	TN235	TN236	TN237	TN238	TN239	TN240
	Max	105.44	105.45	105.61	104.95	104.84	104.42	104.94	104.77	104.75	104.75
	Min	105.27	105.27	105.44	104.76	104.66	104.25	104.94	104.77	104.75	104.75
	Average	105.36	105.36	105.53	104.86	104.75	104.33	104.94	104.77	104.75	104.75
R7 Hole37-Hole42		TN237	TN238	TN239	TN240	TN221	TN222	TN223	TN224	TN225	TN226
	Max	105.17	104.70	104.59	104.51	105.22	105.53	105.53	105.53	105.53	105.53
	Min	105.00	104.53	104.41	104.35	105.04	105.37	105.37	105.37	105.37	105.37
	Average	105.08	104.62	104.50	104.43	105.13	105.45	105.45	105.45	105.45	105.45
R8 Hole43-Hole48		TN223	TN224	TN225	TN226	TN227	TN228	TN229	TN230	TN231	TN232
	Max	105.61	105.45	105.10	104.77	104.87	105.02	104.87	104.87	104.87	104.87
	Min	105.44	105.28	104.92	104.60	104.70	104.85	104.70	104.85	104.70	104.85
	Average	105.53	105.37	105.01	104.69	104.79	104.93	104.79	104.93	104.79	104.93

Approved By.

FM-L13 108/30-05-57



Metrological Center
SCI ECO Services Company Limited

33/2 Moo 3, T. Banpa, A. Kaengkhohi, Saraburi 18110, Thailand.



Certificate No. T221644

Page 2 of 4

Calibration Report

Equipment : Chamber (Cold Room)
Date of Calibration : 30 June - 1 July 2022
Environment : Temperature : 18.9-23.7 °C
Line Voltage : 222.9-226.5 V
Relative Humidity : 55 - 65 %RH

Condition of this results of calibration :

1. This equipment was calibrated by insert nine standard thermocouples type T into its chamber , the other one standard thermocouples type T use for ambient temperature measurement . The calibration was done in according to WI-T20 (based on ASTM E145-94 (Reapproved 2001) and AS2853-1986).

All data show below were final values and the initial data from customer request . The temperature scale used was based on ITS - 90 .

2. Reference Standard Instrument :

Instrument	Model	Instrument No.	Certificate No.	Due Date
TC	TYPE T	TN161-TN170	T210009	30 July 2022
TC	TYPE T	TN171-TN180	T210009	30 July 2022
DATA LOGGER	34970A	T149	T210009	30 July 2022

3. This certificate is traceable to :

National Institute of Metrology (Thailand) through Metrological Center (NSC-TISI-TIS 17025 CALIBRATION 0244.)

4. Condition of calibrated item : good

Equipment Description :

Time Constant : 3 Hour - Minute At 3 °C
Fresh Air Damper : ☐ Open ☐ Min ☐ Medium ☐ Max
☐ Close ☒ Not Available

5. Adjustment :

() without adjustment (X) after adjustment

Approved By:

FM-L15 117/15-05-63



Metrological Center

SCI ECO Services Company Limited

33/2 Moo 3, T. Banpa, A. Kaengkhohi, Saraburi 18110, Thailand.

Saraburi Tel : +66 3627 3096 Fax : +66 3627 3100

Bangkok Tel : +668 9205 6851 , +668 8247 2360

Website : www.scieco.co.th E-Mail : calibrate@scg.co.th



Certificate No. T221644

Page 1 of 4

Certificate of Calibration

Equipment : Chamber (Cold Room)

Manufacturer : KOLDTECH

Model : KM 320

Serial No. : TBN-1012061/05

Customer Code : BKK_EN0167

ID No. : T2463A3

Customer : ALS Laboratory Group (Thailand) Co.,Ltd.

104 Phatthanakan 40, Phatthanakan Rd., Khwaeng Phatthanakan,

Khet Suan Luang, Bangkok 10250

Customer Location : Environmental Laboratory

Date of Receipt : 27 June 2022

Calibrated By : Sujjar Naknakred (Site Calibration Manager)

Approved By : / Boonchai Suriyawong (Site Calibration Manager)

Date of Issue : 30 JUL 2022

REVIEW BY	
APPROVED BY	
NEXT CAL. DATE	30/12/22

The uncertainties are for a confidence probability of approximately 95%.

This Certificate is issued in accordance with the conditions of accreditation granted by the Thai Laboratory Accreditation Scheme which has assessed the measurement capability of the laboratory and its traceability to recognized national standards and to the units of measurement realized at the corresponding national standard laboratory. This certificate may not be reproduced other than in full except with the prior written approval of the Metrological Center.

FM-L14 117/01-02-64



Certificate No. T221644

Page 4 of 4

Calibration Report

Measurement Results:

Average Standard Reading at each position (°C)											
Calibration Point	TN161	TN162	TN163	TN164	TN165	TN166	TN167	TN168	TN169	TN170	
3	2.71	2.82	2.75	2.89	2.95	3.68	3.02	2.96	3.03	2.85	
	TN171	TN172	TN173	TN174	TN175	TN176					
	2.97	3.02	2.89	3.04	2.97	3.33					

Chamber (Cold Room)		Temperature Distribution				
Setting (°C)	Reading (°C)		Average (°C)		Stability (± °C)	
	Min .	Max	Average		Uniformity (± °C)	
3.0	2.9	4.0	3.2	2.99	1.05	1.30
					1.66	2.00

* The quoted uncertainty exclude " uniformity "
The calibration result apply only the above calibrated item.
The result of test was found accurate as shown on date and place of test only.
The reported expanded uncertainty is based on a standard uncertainty multiplied by a coverage factor *k* which for a t-distribution, providing a level of confidence of approximately 95 % .

Approved By. 

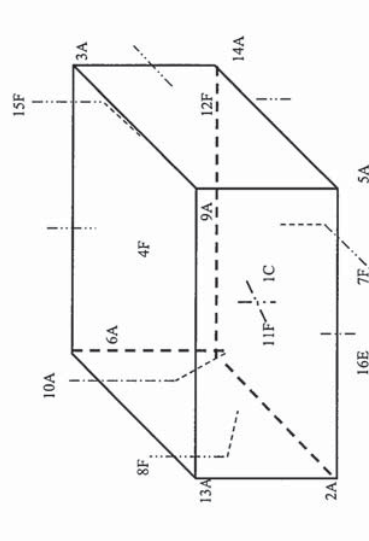
FM-L15 117/15-05-63



Certificate No. T221644

Page 3 of 4

Calibration Report



C = Centre, F = Centre of Face, A = Corner, E = Centre of Edge

1C =	TN161
2A =	TN162
3A =	TN163
4F =	TN164
5A =	TN165
6A =	TN166
7F =	TN167
8F =	TN168
9A =	TN169
10A =	TN170
11F =	TN171
12F =	TN172
13A =	TN173
14A =	TN174
15F =	TN175
16E =	TN176

Approved By. 

FM-L15 117/15-05-63

Table of Contents

Section	Page
Cover	1
Table of Contents	2
Test Summary	3
Service Details	4
Instrument Details	5
Calculation Formulas	7
Protocol Details	8
Tests	9
Autosampler Check : SPS4	9
Integrated Sample Introduction System (ISIS) Check : ISIS3	10
Autotune : G8403A	11
Background (No Gas Mode) : G8403A	13
Background (Gas Modes) : G8403A	14
20-Minute Stability (No Gas Mode) : G8403A	15
Declaration of Change Control	16
Attachments	17
Electronic Signature	31
Transaction Logs	32



Agilent CrossLab Compliance

Qualification Type: ICPMS-OQ

System ID: JP15471169

EQP Name: AgilentRecommended

EQP Revision: ICPMS.02.50

EQP Publish Date: March 2020

Date: September 30, 2021 4:07:18 PM

Report Type: Report

Org. Name: ALS Laboratory Group (Thailand) Co., Ltd.

Org. Location: 104 Phattanakarn 40, Suan Luang, Bangkok 10250.

REVIEW BY *Saphan N.*

APPROVED BY *Santana N.*

NEXT CAL. DATE *29 March 2023*

Service Details

Purpose

This section includes local contact and delivery details for this service.

General Details

Service Order No./Request: 6004837154
EQP Name: AgilentRecommended
EQP Revision: ICPMS.02.50
Report Type: Report

Organization Details

Name: ALS Laboratory Group (Thailand) Co., Ltd.
Location: 104 Phattanakarn 40, Suan Luang, Bangkok 10250.

Local Contact Details

Name: Chatchanal Komarakul.
Job Title: Manager
Qualification Location: Laboratory

Operator Details

Name: Panthep Kurasathain
Job Title: Field Service Engineer.

Data Acquisition Details

Acquisition Software Name: MassHunter
Acquisition Software Revision: C.01.04

Customer Data System (CDS):

IcpMs: MassHunter

Test Summary

Purpose

This section includes a status for each scheduled test and the overall qualification. For each test that is run, (1) the status is automatically determined based on pre-defined limits, and (2) the total number of times the test was run is displayed. For detailed results and specifications for a test, refer to the test results in this EQR.

Details	Status	Runs
Test		
Autosampler Check : SPS4	Pass	1
Integrated Sample Introduction System (ISIS) Check : ISIS3	Pass	1
Autotune : G8403A	Pass	1
Background (No Gas Mode) : G8403A	Pass	1
Background (Gas Modes) : G8403A	Pass	1
20-Minute Stability (No Gas Mode) : G8403A	Pass	1

Overall Qualification Status

Pass

Chiller 1	Agilent Technologies
Manufacturer	Chiller
Name	G3292A
Model Number	3U1610713
Serial Number	

Instrument Details

Purpose
This section describes the as found system configuration.

Details	ICP-MS 1
Manufacturer	Agilent Technologies
Name	7800
Model Number	G8403A
Installed Options	#100H: Standard Package with Hydrogen option
Detector Type	SQ
Nebulizer	Mira Mist (G3161)
Spray Chamber	Quartz
Torch	Quartz
Sampling Cone	Ni
Skimmer Cone	Ni
Serial Number	JP15471169
Firmware Revision	C.01.04
ISIS 1	
Manufacturer	Agilent Technologies
Name	ISIS3
Model Number	G8411A
Type	Peristaltic pump system
Serial Number	JP15510227
Autosampler 1	
Manufacturer	Agilent Technologies
Name	SPS4
Model Number	G8410A
Serial Number	AU15430722

Protocol Details

Purpose

This section lists the revisions for all test units used in this report. For complete test-specific and high-level change details, refer to the Revision History document.

Test Revision	Test
ICPMS.02.50	20-Minute Stability (No Gas Mode)
ICPMS.02.50	Autosampler Check
ICPMS.02.50	Autotune
ICPMS.02.50	Background (Gas Modes)
ICPMS.02.50	Background (No Gas Mode)
ICPMS.02.50	Integrated Sample Introduction System (ISIS) Check

Protocol Details

Purpose

This section lists the revisions for all test units used in this report. For complete test-specific and high-level change details, refer to the Revision History document.

Test Revision	Test
ICPMS.02.50	20-Minute Stability (No Gas Mode)
ICPMS.02.50	Autosampler Check
ICPMS.02.50	Autotune
ICPMS.02.50	Background (Gas Modes)
ICPMS.02.50	Background (No Gas Mode)
ICPMS.02.50	Integrated Sample Introduction System (ISIS) Check

Integrated Sample Introduction System (ISIS) Check

Purpose

This test demonstrates that the ISIS module is correctly installed and connected. It does not test module performance.

Setpoint	Results	Criteria	Observed Result	Expected Result	Status
	As commanded, does the pump rotate?		Yes	Yes	Pass
	As commanded, do the valves load and inject?		Yes	Yes	Pass
Setpoint Status:	Pass				
Overall Integrated Sample Introduction System (ISIS) Check Test Status					
Pass					
					Runs: 1

Autosampler Check

Purpose

This test demonstrates that the autosampler module is correctly installed and connected. It does not test module performance.

Setpoint	Results	Criteria	Observed Result	Expected Result	Status
	After the self test, is probe in the home position?		Yes	Yes	Pass
	As commanded, is the probe positioned at vial 2?		Yes	Yes	Pass
Setpoint Status:	Pass				
Overall Autosampler Check Test Status					
Pass					
					Runs: 1

Mass 7 Sensitivity No Gas

Agilent Recommended:

Status:

94.28	Mcps/ppm
>=	25.5
Pass	

Mass 89 Sensitivity No Gas

Agilent Recommended:

Status:

307.15	Mcps/ppm
>=	127.5
Pass	

Mass 205 Sensitivity No Gas

Agilent Recommended:

Status:

203.77	Mcps/ppm
>=	76.5
Pass	

Mass 59 Sensitivity He

Agilent Recommended:

Status:

28.38	Mcps/ppm
>=	23.8
Pass	

Mass 89 Sensitivity H2

Agilent Recommended:

Status:

129.27	Mcps/ppm
>=	68
Pass	

Oxide Ratio 156/140

Agilent Recommended:

Status:

1.047	%
<=	1.38
Pass	

Doubly Charged Species Ratio 70/140

Agilent Recommended:

Status:

1.482	%
<=	2.3
Pass	

Setpoint Status:

Pass

Runs: 1

Overall Autotune Test Status

Pass

Autotune

Purpose

This test uses traceable checkout standards to run a software-executed autotune in all modes. The tune report provides values for peak width, mass axis, sensitivity, oxide species, and doubly-charged species tests.

Setpoint

Results

Peakwidth Mass 7

Agilent Recommended:

Status:

0.719	AMU
>=	0.65
<=	0.80
Pass	

Peakwidth Mass 89

Agilent Recommended:

Status:

0.750	AMU
>=	0.65
<=	0.80
Pass	

Peakwidth Mass 205

Agilent Recommended:

Status:

0.713	AMU
>=	0.65
<=	0.80
Pass	

Mass Axis 7

Agilent Recommended:

Status:

7.05	AMU
>=	6.9
<=	7.1
Pass	

Status:

Mass Axis 89

Agilent Recommended:

Status:

88.95	AMU
>=	88.9
<=	89.1
Pass	

Mass Axis 205

Agilent Recommended:

Status:

205.00	AMU
>=	204.9
<=	205.1
Pass	

Background (Gas Mode)

Purpose

This test examines the background of the ICP-MS in the various gas modes by monitoring ions during a blank run.

Setpoint	Gas Mode:	Helium
Conditions		
Mass:	78	AMU
Integration Time:	1.0	sec
Cycles:	20	
Measurements and Results		
Mass (AMU):	78	cps
Measured Value:	42.8500	
Agilent Recommended:	115	
Status:	<=	Pass
Setpoint Status:	Pass	Runs: 1

Setpoint	Gas Mode:	Hydrogen
Conditions		
Mass:	78	AMU
Integration Time:	1.0	sec
Cycles:	20	
Measurements and Results		
Mass (AMU):	78	cps
Measured Value:	2.1500	
Agilent Recommended:	4.6	
Status:	<=	Pass
Setpoint Status:	Pass	Runs: 1

Overall Background (Gas Mode) Test Status	
Pass	

Background (No Gas Mode)

Purpose

This test examines the background of the ICP-MS in no gas mode by monitoring ions during a blank run.

Setpoint			
Conditions			
Masses:	7	AMU	
	89	AMU	
	205	AMU	
Measurements and Results			
Masses (AMU):	7	89	205
Measured Value:	3.200	3.300	9.900
Agilent Recommended:	6.9	4.6	11.5
Status:	<=	<=	<=
	Pass	Pass	Pass
Setpoint Status:	Pass		Runs: 1

Overall Background (No Gas Mode) Test Status	
Pass	

Declaration of Change Control

This document is under change control. Revision history is maintained and printed on each document. Access to the master documents is limited to process owners. Documents receive periodic review and cannot be assigned an evergreen status. The qualification performed according to this document refers only to the hardware/software configuration in place at the time of the qualification. Agilent Technologies recommends that instrument configuration change management procedures be in place in order to maintain the validation process. Any changes to the analytical or computer hardware or software must be clearly specified. A change management system provides a means for determining the degree of requalification required according to the extent of the changes made. All details of the changes must be thoroughly recorded and documented, together with details of completed tests and their results. Note: Hardware/software configuration management is the customer's responsibility.

20-Minute Stability (No Gas Mode)

Purpose

This test monitors the abundance of ions present in the checkout standard over a 20-minute period to verify that the signal is stable. The %RSD of the abundance of given ions is calculated internally by the software and compared to the limit.

Setpoint

Conditions

Mode:	Spectrum
Masses:	7, 9, 59, 89, 140, 205
Integration Time:	9.99 sec
Peak Pattern:	3 points/peak
Repetitions:	20
Sweeps/Replicates:	100

Measurements and Results

Masses (AMU):	7	89	205
Stability RSD:	0.96400	0.51495	0.73011
Agilent Recommended:	<= 2.3	<= 2.3	<= 2.3
Status:	Pass	Pass	Pass

Setpoint Status:

Pass	Runs	1
------	------	---


Overall 20-Minute Stability (No Gas Mode) Test Status

Pass

General

Document Name:

Certificate of System Qualification



Agilent Compliance Engine Self Qualification

Date: September 14, 2021 4:59:15 PM
Drive Serial #: ACA025C3 Platform Revision: ACE 3.11

Individual self-qualification reports for each specific technique installed are also available upon request. They provide additional details on the general report from the condensed summary and are structured by the actual algorithms challenged during the process. There is not a one-to-one relationship between algorithms and OQ program tests because some algorithms are used by several tests and across multiple similar hardware components of the qualified systems.

Technique Type	Tests Completed	Result
Atomic Absorption	7	Conforms
Capillary Electrophoresis	10	Conforms
Dissolution	6	Conforms
Emission Spectroscopy	3	Conforms
Gas Chromatography - GCMS	17	Conforms
Gas Chromatography	29	Conforms
Gel Permeation Chromatography	9	Conforms
ICP-MS	6	Conforms
Infrared Spectroscopy	7	Conforms
Liquid Chromatography	17	Conforms
Liquid Chromatography - LCMS	8	Conforms
Microfluidics	18	Conforms
Sample Preparation - Gas Chromatography	9	Conforms
Sample Preparation - Liquid Chromatography	8	Conforms
Supercritical Fluid Chromatography	15	Conforms
Software	6	Conforms
UV-Vis Spectrophotometer	13	Conforms

Overall Qualification Status

Conforms

Attachments

Training requirements note: The delivery engineer attaches an ACE technique-specific training certificate to the Equipment Qualification Report (EQR). Obtaining ACE technique-specific certification includes pre-requisite trainings for Data Integrity, General Compliance topics (GMP, GLP, ALCOA, etc.), instrument hardware and software components, and the ACE technique itself. The one certificate encompasses all pre-requisite trainings as documented in the Agilent Learning Management System called Success Factors.

Location	Category	Document Name	Page
EQR	General	Certificate of System Qualification	18
EQR	General	Operator's training certificate and qualifications	19
EQR	General	Certificate of Qualification for ACE	20
EQR	General	Certificate of Qualification for ACE	21
EQR	General	Tune reports	22
EQR	General	Test Report	25
EQR	General	Test Report	27
EQR	General	Test Report	29

Document Name:

Certificate of Qualification for ACE



Certificate of Completion

Learner Name:

Pandhep Kurassathain

Title Of Course:

AN-CE-SS-IL-039-A: ACE 3.X User Update Training

Completion Date:

July 7, 2020

Certified By Company:

Learning at Agilent

All Service and Support training certificates have the following specific limitations.

A certificate for Service and Support training is only valid while employed by Agilent Technologies or while working as an Agilent-authorized service provider. A certificate for Safety Alerts, Service Notes, internal technical updates, update training, current documentation, technical support, current parts, and parts updates. Completion of training alone, without being employed by Agilent Technologies, does not qualify an individual to safely install, service or maintain Agilent products.

Date:
System ID:September 30, 2021 4:07:18 PM
JP15471169

Page 20 / 34

Document Name:

Operator's training certificate and qualifications



Certificate of Completion

Learner Name:

Pandhep Kurassathain

Title Of Course:

AN-CE-ICPMS-2-038-A: Agilent 7900 ICPMS ISE update training

Completion Date:

June 7, 2014

Certified By Company:

Learning at Agilent

All Service and Support training certificates have the following specific limitations.

A certificate for Service and Support training is only valid while employed by Agilent Technologies or while working as an Agilent-authorized service provider. A certificate for Safety Alerts, Service Notes, internal technical updates, update training, current documentation, technical support, current parts, and parts updates. Completion of training alone, without being employed by Agilent Technologies, does not qualify an individual to safely install, service or maintain Agilent products.

Date:
System ID:September 30, 2021 4:07:18 PM
JP15471169

Page 19 / 34

General

General

Document Name:

Certificate of Qualification for ACE

Tune Report

Operator Name
AcqDate Batch
Acq Date/Time
Report Comment
Instrument Name

Supervisor Name
C:\Agilent\CPMS\11\user\tune_79602b
2021-09-30 14:44:08
00 30 Sep 2021
G5403A_IP15471169

[No Gas]
Stability




Mass	Height	Area	Height	Area	Height
7	10000	9428	2.630	3.200	
89	50000	38713	2.625	3.200	
200	60000	20377	3.319	8.600	

Sampling Period [sec] 0.311
Integration Time [sec] 0.1

Offset/Doubly Charged Ratio
Oxidized
Doubly Charged
70 / 140 1.482 %

Resolution/MS



Mass	Peak Height	Area	Width	Width
7	8474.89	7.05	0.62	0.719
89	38716.43	68.95	0.69	0.790
200	20366.12	205.00	0.62	0.713

Integration Time [sec] 0.1
Acquisition Time [sec] 22.74
Y Axis Linear

Tune Parameters

Plasma Parameters

RF Power

RF Matching

Sample Depth

Laser Parameters

Exhaust 1

Exhaust 2

Omega Bias

Cell Parameters

Use Gas

He Flow

3rd Gas Flow

O2P Bias

Energy Discrimination 5.0 V

2021-09-30 2:44 PM

1 of 3

Certificate of Completion



Learner Name:

Title Of Course:

Completion Date:

Certified By Company:

All Service and Support training certificates have the following specific limitations.

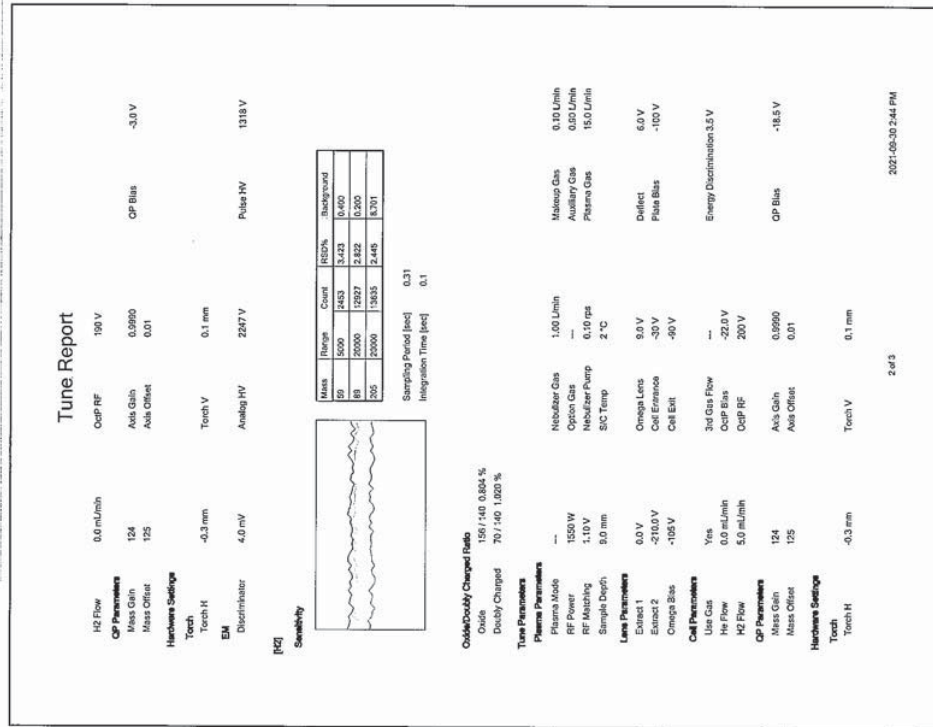
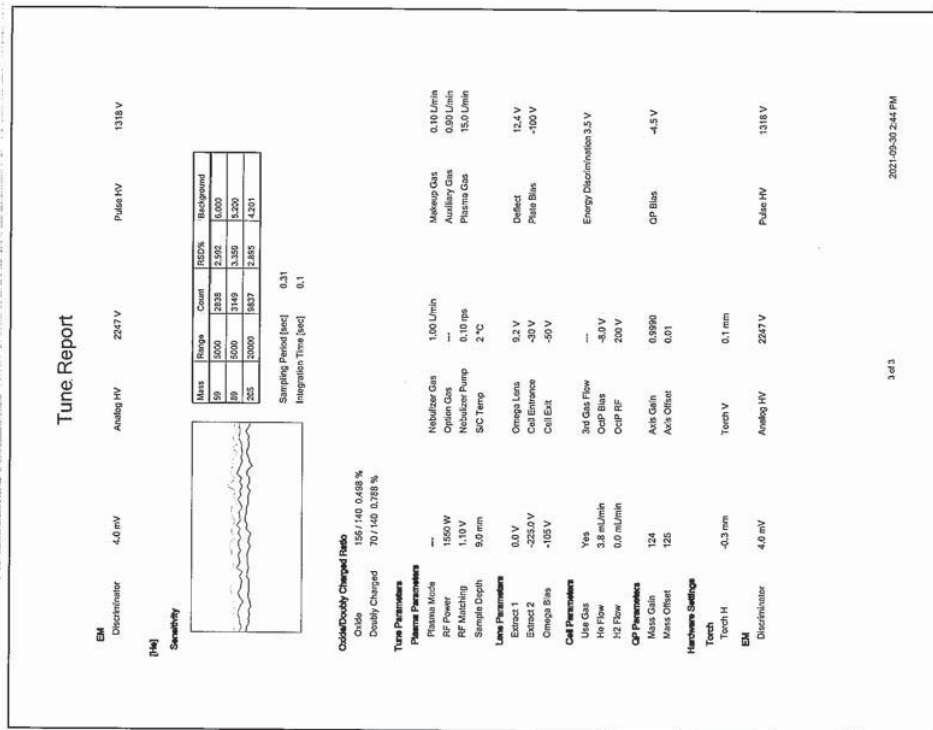
A certificate for Service and Support training is only valid while employed by Agilent Technologies or while working as an Agilent-authorized service provider, through which the service employee has ongoing access to Agilent's Safety Alerts, Service Notes, internal technical updates, update training, current documentation, technical support, current parts, and parts updates. Completion of training alone, without being employed by Agilent Technologies, does not qualify an individual to safely install, service or maintain Agilent products.

Document Name:

Tune reports

Tune reports

Document Name:



Document Name:

Test Report

Batch Summary Report

Analyte Table	
Sample Name	78 LHe.1
1 BG.12e	CPS
	428500

Page 2 / 2

2021-09-30 14:23:40

General

Document Name:

Test Report

Batch Summary Report

Batch Folder: C:\batch\2021\BG Hebb
Analysis File: BG He-batch.bm
Time Step: #1 He

	Bin	Acq. Date-Time	RG Head	Data File	Sample Name	Type	Level	Channel
1	1	2021-09-30 14:21:47	BG He		BG He	Sample		10000

Page 1 / 2

2021-09-30 14:23:39

Date:
System ID:

September 30, 2021 4:07:18 PM
JP15471169

Page 26 / 34

Date:
System ID:

September 30, 2021 4:07:18 PM
JP15471169

Page 25 / 34

Batch Summary Report									
Batch Folder:		D:\Agilent Services\COQ 30 Sep 2021\BG H2 new\B							
Analysis File:		BG H2 new batch.bln							
Tune Step:		#1 H2							
	BSL	Acq. Date/Time	Data File	Sample Name	Tone	Level	Division		
1		2021-09-30 15:08:58	BG H2.d	BG H2	Sample			10000	

Batch Summary Report

Analyte Table

		78	H2
	Sample Name		CP3
1	BG H2		21500

Page 2 / 2

2021-09-30 15:03:31

Document Name:

Test Report

General

Document Name:

Test Report

Batch Summary Report

Analyte Trade		7	No Gas	9	No Gas	89	No Gas	140	No Gas	205	No Gas
Sample Name		CP5 B5D		CP5 B5D		CP5 B5D		CP5 B5D		CP5 B5D	
1	30 M/in	0.00000		0.00000		0.00000		0.00000		0.00000	

Page 2 / 2

2021-09-30 15:46:43

Batch Summary Report

Batch Folder:
Analysis File:
Tune Step:

	Btct	Acq. Date-Time	Data File	Sample Name	Type	Level	Dilution
1		2021-06-30 15:17:44	20_Min.d	20_Min	Sample		1.0000

Page 1 / 2

2021-09-30 15:46:42

Date: _____
System: _____

September 30, 2021 4:07:18 PM
JP15471169

Date:
System ID:

September 30, 2021 4:07:18 PM
JP15471169

Page 30 / 34

Page 29 / 34

User Name: panthep_kurasathain

Hostname: ASBKWKX315

System ID: JP15471169

Print Date: September 30, 2021 4:07:22 PM

ALS OQHW 7900 30Sep21 Transaction log :

Time	Transaction State	Activity Performed	Type of Transaction	Optional Information
September 30, 2021 3:50:07 PM	Audit	SessionCreated	Session	None
September 30, 2021 3:50:07 PM	Start	Configuration	Session	None
September 30, 2021 3:50:07 PM	Audit	Entitlement	Licensing	User is FieldEngineer and does not require an unlock code
September 30, 2021 3:52:52 PM	Audit	Exploaded	Session	EQP details for primary technique [tcpMg] - File path: [Protocol/Products/Calves/Configurations/02_50/tcpMg.02_50.eqp] EQP File Name: [tcpMg.02_50.eqp] EQP Name: [AgilentRecommended]
September 30, 2021 3:52:54 PM	End	Configuration	Session	None
September 30, 2021 3:52:57 PM	Start	Qualification	Session	OQ
September 30, 2021 3:52:57 PM	Start	Execution	Autosampler Check : SPS4: Autosampler Check	None
September 30, 2021 3:53:03 PM	End	Execution	Autosampler Check : SPS4: Autosampler Check	Run Count : 1
September 30, 2021 3:53:04 PM	Start	Execution	Integrated Sample Introduction System (ISIS) Check : ISIS3: Integrated Sample Introduction System (ISIS) Check	None
September 30, 2021 3:53:08 PM	End	Execution	Integrated Sample Introduction System (ISIS) Check : ISIS3: Integrated Sample Introduction System (ISIS) Check	Run Count : 1

Page 1 / 3

Electronic Signature

Purpose

This signature page was created and published because the ACE sign-off action was executed, which is valid for the entire document, including attachments. The ACE sign-off is an electronic signature that requires two distinct identification components: unique username and personal password. The Agilent representative who has delivered this service understands the meaning and legal status of an electronic signature. As a trained official operator, the Agilent representative has a unique password and login to access ACE and electronically sign this document. (Other e-signatures can be applied to this document using a Document Content Management or other suitable method defined in your data access and control procedures.)

Details

Full Name of Signer: Panthep Kurasathain
Logged On User Name: panthep_kurasathain@agilent.com
Signature Creation Date: September 30, 2021
Reason for Signature: Executed protocol and published this original version of document

Regulatory Disclaimer

This document provides a protocol to verify and record instrument configuration and evidence of proper operation. It has been prepared from our interpretation of applicable regulations as well as industry best practices. The document is designed to provide an important component of a complete compliance package. Validation depends upon many factors and use of this protocol alone does not assure compliance. Agilent Technologies makes no promises or representations as to its sufficiency for any specific regulatory program.

Warranty

Agilent Technologies makes no warranty of any kind to this material, including but not limited to, the implied warranties or merchantability and fitness for a particular purpose. Agilent Technologies shall not be liable for errors contained herein or for incidental or consequential damages in connection with the furnishing, performance, or use of this material.

User Name: panthep_kurasathain

Hostname: ASBKWX315

System ID: JP15471169

Print Date: September 30, 2021 4:07:22 PM

ALS OQHW 7900 30Sep21 Transaction log :

Time	Transaction State	Activity Performed	Type of Transaction	Optional Information
September 30, 2021 4:03:07 PM	Audit	Reporting	Session	Report Generated : Certificate
September 30, 2021 4:03:17 PM	Audit	Reporting	Session	Report Generated : Report
September 30, 2021 4:03:59 PM	Start	Qualification	Session	OQ
September 30, 2021 4:05:08 PM	End	Qualification	Session	OQ
September 30, 2021 4:04:08 PM	Start	Reporting	Session	None
September 30, 2021 4:04:28 PM	Audit	Reporting	Session	Report Generated : Certificate
September 30, 2021 4:04:36 PM	Audit	Reporting	Session	Report Generated : Report

Page 3 / 3

Page 3 / 3

User Name: panthep_kurasathain

Hostname: ASBKWX315

System ID: JP15471169

Print Date: September 30, 2021 4:07:22 PM

ALS OQHW 7900 30Sep21 Transaction log :

Time	Transaction State	Activity Performed	Optional Information
September 30, 2021 3:53:10 PM	Start	Execution	Autotune : G6403A; Autotune 1 Run Count : 1
September 30, 2021 3:55:08 PM	End	Execution	Autotune : G6403A; Autotune 1 Run Count : 1
September 30, 2021 3:55:12 PM	Start	Execution	Background (No Gas Mode) : G6403A; No Gas Mode Background 1
September 30, 2021 3:55:40 PM	End	Execution	Background (No Gas Mode) : G6403A; No Gas Mode Background 1 Run Count : 1
September 30, 2021 3:55:43 PM	Start	Execution	Background (Gas Modes) : G6403A; Gas Mode Background :Helium
September 30, 2021 3:56:17 PM	End	Execution	Background (Gas Modes) : G6403A; Gas Mode Background :Helium Run Count : 1
September 30, 2021 3:56:19 PM	Start	Execution	Background (Gas Modes) : G6403A; Gas Mode Background :Hydrogen
September 30, 2021 3:56:38 PM	End	Execution	Background (Gas Modes) : G6403A; Gas Mode Background :Hydrogen Run Count : 1
September 30, 2021 3:56:41 PM	Start	Execution	20-Minute Stability (No Gas Mode) : G6403A; 20-Minute Stability (No Gas Mode) 1
September 30, 2021 3:57:22 PM	End	Execution	20-Minute Stability (No Gas Mode) : G6403A; 20-Minute Stability (No Gas Mode) 1 Run Count : 1
September 30, 2021 3:57:24 PM	End	Qualification	OQ
September 30, 2021 3:57:24 PM	Start	Reporting	None

Page 2 / 3

Page 2 / 3

Serial-No.: 1900124 Customer-No.: C04-002
Date: 7/06/2022 Carried out by: H. Sörensen Folio on

Maintenance with following Operational Qualification (OQ) ☐
(requires a separate OQ protocol)

Company	WZB 10/100/100 Wasserwerk All. Chemisches Verb.
User	Wasserwerk WZB 10/100/100
Department	Lab
Street	104 Zanderstrasse 40 Wittenberg 1108300000
Zip Code, City	1070900000 Wittenberg 10250
Country	Leipzig
Phone	
Fax	
E-mail	

REVIEW BY	S. Sörensen N.
APPROVED BY	S. Sörensen N.
NEXT CAL. DATE	06/06/2023

Maintenance Protocol

Atomic Fluorescence Spectrometer
mercur / mercur plus

Device parameter	nominal value	actual value
visual check general tightness inside the Mercur	o.k.: <input checked="" type="checkbox"/>	changed: <input type="checkbox"/>
visual check Goldtraps	o.k.: <input checked="" type="checkbox"/>	changed: <input type="checkbox"/>
visual check spectrometer		
cuvette	o.k.: <input checked="" type="checkbox"/>	changed: <input type="checkbox"/>
lens	o.k.: <input checked="" type="checkbox"/>	changed: <input type="checkbox"/>
check pump hoses	o.k.: <input checked="" type="checkbox"/>	changed: <input type="checkbox"/>
check hoses and hose connectors	o.k.: <input checked="" type="checkbox"/>	changed: <input type="checkbox"/>
check and clean reactor	o.k.: <input checked="" type="checkbox"/>	changed: <input type="checkbox"/>
check drying hose output Gas-liquid-separator	o.k.: <input checked="" type="checkbox"/>	changed: <input type="checkbox"/>
check bubble-sensor	o.k.: <input checked="" type="checkbox"/>	changed: <input type="checkbox"/>
o.k.: <input checked="" type="checkbox"/>	o.k.: <input checked="" type="checkbox"/>	not o.k.: <input type="checkbox"/>
Check gasflow		
Argon pressure valve 4	1.2 – 1.5 bar	1.5 bar
Valve 1	10 Nl/h or 0.166 NL/min	0.167 NL/min
Valve 2	50 Nl/h or 0.833 NL/min	0.83 NL/min
Valve 3	5 Nl/h or 0.083 NL/min	0.083 NL/min
Valve 4	10 Nl/h or 0.166 NL/min	0.166 NL/min
Check liquid flow		
Acid	2.5ml/min ± 1 ml	2.5 ml/min
Red- agent	2.5ml/min ± 1 ml	2.5 ml/min
Sample	10ml/min ± 2 ml	10 ml/min
(V)	from file	
100	0	0
200	0	0
300	0	0
350	0	0
400	1	1
450	2	2
500	6	6
550	13	14
575	19	20
600	29	28
Adventitious light - values		

Maintenance Plan YEAR : 2022

เดือน	Jan	Feb	Mar	Apr	May	Jun	Jul	Aug	Sep	Oct	Nov	Dec
รวม												

Periodical maintenance check list for Konelab

	6M	12M	Note
1.Diluent-wash tubing change	<input type="checkbox"/>	<input checked="" type="checkbox"/>	
2.ISE tubing change	<input type="checkbox"/>	<input checked="" type="checkbox"/>	
3.Syringe check/change	<input type="checkbox"/>	<input checked="" type="checkbox"/>	
4.Dispensing check/ change	<input type="checkbox"/>	<input checked="" type="checkbox"/>	
5.Waste tubing change when necessary	<input type="checkbox"/>	<input checked="" type="checkbox"/>	
6.Lamp check/change	<input type="checkbox"/>	<input checked="" type="checkbox"/>	
7.Mixer paddle/paddle change(not Konelab20)	<input type="checkbox"/>	<input checked="" type="checkbox"/>	
8.ISE needles check/change	<input type="checkbox"/>	<input checked="" type="checkbox"/>	
9.Pump tubing check/ change	<input type="checkbox"/>	<input checked="" type="checkbox"/>	
10.Broken/worn out part check /change	<input type="checkbox"/>	<input checked="" type="checkbox"/>	
11.Peristaltic pump check /cleaning/ lubrication	<input type="checkbox"/>	<input checked="" type="checkbox"/>	
12.Heating check	<input type="checkbox"/>	<input checked="" type="checkbox"/>	
13.Cooling check	<input type="checkbox"/>	<input checked="" type="checkbox"/>	
14.Dispenser mechanic check/adjustment	<input type="checkbox"/>	<input checked="" type="checkbox"/>	
15.Cuvette transfer mechanic check/adjustment	<input type="checkbox"/>	<input checked="" type="checkbox"/>	
16.Dispenser movement check/adjustment	<input type="checkbox"/>	<input checked="" type="checkbox"/>	
17.Sample/reagent register check/adjustment	<input type="checkbox"/>	<input checked="" type="checkbox"/>	
18.Dispensing tubing tightness check	<input type="checkbox"/>	<input checked="" type="checkbox"/>	
19.Photometer and optics cleaning/check/adjustment	<input type="checkbox"/>	<input checked="" type="checkbox"/>	
20.Workstation PC cleaning if necessary	<input type="checkbox"/>	<input checked="" type="checkbox"/>	
21.Mechanic cleaning/lubrication	<input type="checkbox"/>	<input checked="" type="checkbox"/>	
22.Instrument cleaning if necessary	<input type="checkbox"/>	<input checked="" type="checkbox"/>	
23.Complete analyzer testing with waterblank/QC or sample	<input type="checkbox"/>	<input checked="" type="checkbox"/>	
24.Test parameters/Adjustment/config. Save to USB key	<input type="checkbox"/>	<input checked="" type="checkbox"/>	
25.UPS Test	<input type="checkbox"/>	<input checked="" type="checkbox"/>	

Place: AIS LAB Instrument: K90 Agcaben 952
Date/Time: 20-6-65 09:21 Serial no: 8921
Service done by: Signature of customer: 20/6/22 Date/Time: 20/6/22

Device parameter	nominal value	actual value
Analytical parameters		
Conditions.: max.conc.: 10µg/L PMT-voltage: 10.4 V		
Blank-solution without enrichment / FBR 30 ng/L	Int > 0.0015 RSD < 3 %	Int 0.0005 Int 0.001 RSD 1.12 %
Conditions.: max.conc.: 1.7µg/L PMT-voltage: 3.15 V		
Blank-solution with enrichment / FBR 30 ng/L	Int > 0.008 RSD < 3 %	Int 0.0018 Int 0.0104 RSD 0.51 %
Fok.- factor (Int ₂ / Int ₁)	> 3.5	4
Comments		

Signature Technician: Mr. Sridai Tak-on
Signature Customer: 06/06/2022
Place, Date (DD/MM/YYYY)



Metrological Center

SCI ECO Services Company Limited

33/2 Moo 3, T. Banpa, A. Kaengkhohi, Saraburi 18110, Thailand.



NSC-TISI-TIS 17025
CALIBRATION 0244

Certificate No. T221645

Page 2 of 4

Calibration Report

Equipment : Chamber (Cold Room)
Date of Calibration : 1 July 2022
Environment : Temperature : 18.9-23.7 °C
Line Voltage : 222.9-226.5 V
Relative Humidity : 55 - 65 %RH

Condition of this results of calibration :

1. This equipment was calibrated by insert nine standard thermocouples type T into its chamber , the other one standard thermocouples type T use for ambient temperature measurement . The calibration was done in according to WI-T20 (based on ASTM E145-94 (Reapproved 2001) and AS2853-1986).
All data show below were final values and the initial data from customer request . The temperature scale used was based on ITS - 90 .

2. Reference Standard Instrument :

Instrument	Model	Instrument No.	Certificate No.	Due Date
TC	TYPE T	TN161-TN170	T210009	30 July 2022
TC	TYPE T	TN171-TN180	T210009	30 July 2022
DATA LOGGER	34970A	T149	T210009	30 July 2022

3. This certificate is traceable to :

National Institute of Metrology (Thailand) through Metrological Center (NSC-TISI-TIS 17025 CALIBRATION 0244)

4. Condition of calibrated item : good

Equipment Description :

Time Constant 6 Hour 28 Minute At 3 °C
Fresh Air Damper ☐ Open ☐ Min ☐ Medium ☐ Max

☐ Close
☒ Not Available

5. Adjustment :

() without adjustment

(X) after adjustment

Approved By

[Signature]

FM-L15 11/715-05-63



Metrological Center

SCI ECO Services Company Limited

33/2 Moo 3, T. Banpa, A. Kaengkhohi, Saraburi 18110, Thailand.

Saraburi Tel : +66 3627 3096 Fax : +66 3627 3100

Bangkok Tel : +668 9205 6851 , +669 8247 2360

Website : www.scieco.co.th E-Mail : calibrate@scg.co.th



NSC-TISI-TIS 17025
CALIBRATION 0244

Certificate No. T221645

Page 1 of 4

Certificate of Calibration

Equipment : Chamber (Cold Room)

Manufacturer : KOLDTECH

Model : KM-240

Serial No. : TBN-1012061/06

Customer Code : BKK_EN0168

ID No. : T2462A3

Customer : ALS Laboratory Group (Thailand) Co., Ltd.

104 Phatthanakan 40, Phatthanakan Rd., Khwaeng Phatthanakan,

Khet Suan Luang, Bangkok 10250

Customer Location : Environmental Laboratory

Date of Receipt : 27 June 2022

Calibrated By : Sujjar Naknakred (Site Calibration Manager)

Approved By : *[Signature]* / Boonchai Suriyawong (Site Calibration Manager)

Date of Issue : 6 JUL 2022

The uncertainties are for a confidence probability of approximately 95%.

This Certificate is issued in accordance with the conditions of accreditation granted by the Thai Laboratory Accreditation Scheme which has assessed the measurement capability of the laboratory and its traceability to recognized national standards and to the units of measurement realized at the corresponding national standard laboratory. This certificate may not be reproduced other than in full except with the prior written approval of the Metrological Center.

FM-L14 11/701-02-64



Metrological Center
SCIECO Services Company Limited

33/2 Moo 3, T. Banpa, A. Kaengkhoi, Saraburi 18110, Thailand.



Certificate No. T221645

Page 4 of 4

Calibration Report

Measurement Results:

Average Standard Reading at each position (°C)											
Calibration Point	TN161	TN162	TN163	TN164	TN165	TN166	TN167	TN168	TN169	TN170	
3	2.91	2.97	2.80	3.09	3.00	2.99	3.22	2.86	3.17	3.19	
	TN171	TN172	TN173	TN174	TN175	TN176					
	2.95	3.41	2.71	3.30	3.04	3.01					

Chamber (Cold Room)		Temperature Distribution				
Setting (°C)	Reading (°C)		Average (°C)		Stability (± °C)	
	Min , Max	Average	Uniformity (°C)		Uncertainty (± °C)	
3.0	2.8 , 4.0	3.2	3.04	1.33	0.93	1.91
					Coverage Factor k	
					2.00	

* The quoted uncertainty exclude " uniformity "
The calibration result apply only the above calibrated item.
The result of test was found accurate as shown on date and place of test only.
The reported expanded uncertainty is based on a standard uncertainty multiplied by a coverage factor *k* which for a t-distribution, providing a level of confidence of approximately 95 % .

Approved By. Indran

FM-LI5 11/7/15-05-63



Metrological Center
SCIECO Services Company Limited

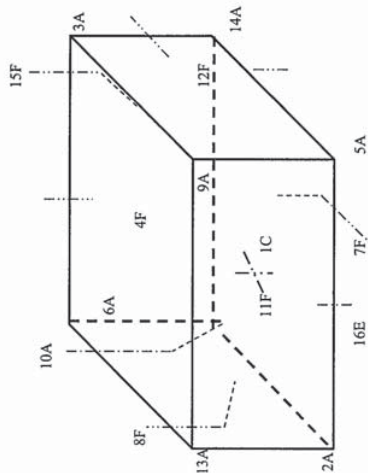
33/2 Moo 3, T. Banpa, A. Kaengkhoi, Saraburi 18110, Thailand.



Certificate No. T221645

Page 3 of 4

Calibration Report



C = Centre , F = Centre of Face , A = Corner , E = Centre of Edge

1C	=	TN161
2A	=	TN162
3A	=	TN163
4F	=	TN164
5A	=	TN165
6A	=	TN166
7F	=	TN167
8F	=	TN168
9A	=	TN169
10A	=	TN170

11F	=	TN171
12F	=	TN172
13A	=	TN173
14A	=	TN174
15F	=	TN175
16E	=	TN176

Approved By. Indran

FM-LI5 11/7/15-05-63



บริษัท ออโตเมชัน เซอร์วิส จำกัด
Automation Service Co., Ltd.

929/929/1 ซอยพหลโยธิน 30 ถนนพหลโยธิน แขวงจตุจักร กรุงเทพฯ 10250
929/929/1 Soi Phlao Yodhin 30, Phlao Yodhin Subdistrict, Bangkok 10250
โทรศัพท์ (Tel.) 0-2319-9994 โทรสาร (Fax) 0-2319-9596 website : www.automation.co.th

MTOC : L-1002/2022

Report No. : ALS-799/02

Maintenance Sheet

Customer : ALS Laboratory Date : 03 / 10 / 2022
Model : ASI-L Serial No. H57415200799

Item	Carry out maintenance work	Result	Exchange	Comment
1.	Arm Drive section Check Arm Drive Belt for wear and tension Check grease of Screw Arm Drive	O.K. O.K. O.K.		
2.	Rinse pump (only ASI-V 24ml, 40ml) Check pump rate(>40ml/min) Check pump and tube connection for leakage	O.K. O.K. O.K.		
3.	Check if outlet flow is in proper condition Check and if necessary exchange consumable, Maintenance parts	O.K. O.K.		See appropriate list of maintenance parts
4.	Check Stirrer [When installed]	O.K.		
5.	Verify ASI function via mechanical check	O.K.		

MTOC : L-1002/2022

Report No. : ALS-799/02

ASI Maintenance Report

Instrument : Automatic Sample Injector Measuring : Vial 40 mL
Model : ASI-L Place of Installation :
Serial No. : H57415200799 Department : LABORATORY
Manufacture : Shimadzu

Customer : ALS Laboratory Group (Thailand) Co., Ltd.
104 Phatthanakan 40, Phatthanakan Rd.,
Khwaen Suan Luang, Khet Suan Luang,
Bangkok 10250 Thailand

Date of Maintenance : 03 / 10 / 2022

Ambient Condition : Temperature 25.4 ± 5 °C

: Humidifier 60 ± 15 %RH

REVIEW BY : Vichuta N.
APPROVED BY : Sirilok P
NEXT CAL. DATE : 3/10/23

Maintenance By : Peerapong Sangpan
(Mr. Peerapong Sangpan)
Technician

Approved By : N. Nipon Phungomsak
(Mr. Nipon Phungomsak)
Technician Manager

User Name : Sirilok P
(Mrs. Sirilok Phungong)

SHIMADZU ANALYZER
2/3

ศูนย์บริการลูกค้า (Industrial Automation Division)
F. 0-2318-4961 E-mail : asic@automation.co.th
ศูนย์บริการลูกค้า (Office Automation Division)
F. 0-2318-0200 E-mail : marketing-oi@automation.co.th

สาขาลำพูน Lamphun Branch
122/5 หมู่ 4 ตำบลขุนนาง อำเภอเมืองลำพูน 51000
122/5 Moo 4, Ban Klang, Muang, Lamphun 51000
Tel./Fax. 053-581-876

SHIMADZU ANALYZER
1/3

สาขาลำพูน Lamphun Branch
122/5 หมู่ 4 ตำบลขุนนาง อำเภอเมืองลำพูน 51000
122/5 Moo 4, Ban Klang, Muang, Lamphun 51000
Tel./Fax. 053-581-876



บริษัท ออโตเมชัน เซอร์วิส จำกัด
Automation Service Co.,Ltd.

929.929/1 โทร: 0-2319-9994 โทรสาร: 0-2319-9536
929.929/1 Sol Pattanakarn Rd., Suanluang, Bangkok 10250
Ins@at (Tel.) 0-2319-9994 Ins@at (Fax) 0-2319-9536 website : www.automation.co.th

MTOC : L-1001/2022

Report No. : ALS-416/02

TOC-L Maintenance Report

Instrument : Total Organic Carbon Analyzer Measuring : TC 0 ~ 30000 mg/L
Model : TOC-LCSH Place of Installation : -
Serial No. : H54425300416 Department : LABORATORY
Manufacture : Shimadzu

Customer : ALS Laboratory Group (Thailand) Co.,Ltd.
104 Phatthanakan 40, Phatthanakan Rd.,
Khwaen Suan Luang, Khet Suan Luang,
Bangkok 10250 Thailand

Date of Maintenance : 03 / 10 / 2022

Ambient Condition : Temperature 25.4 ± 5 °C

: Humidifier 60 ± 15 %RH

Maintenance By : Peerapong Sangpan
(Mr. Peerapong Sangpan)
Technician

Approved By : P. Phung
(Mr. Nipon Phungsomsak)
Technician Manager

User Name : Sinluk P.
(Supervisor)

SHIMADZU ANALYZER

ศูนย์บริการลูกค้า (Industrial Automation Division)
F. 0-2318-4961 E-mail : atsc@automation.co.th
ศูนย์บริการลูกค้า (Office Automation Division)
F. 0-2318-0200 E-mail : marketing-oi@automation.co.th
สาขากรุงเทพฯ Rayong Branch
1/15 หมู่ 4 ตำบลบึงนาราง อำเภอสว่าง 21150
1/15 Huaypong, Muang, Rayong 21150
Tel./Fax. 053-581-876



บริษัท ออโตเมชัน เซอร์วิส จำกัด
Automation Service Co.,Ltd.

929.929/1 โทร: 0-2319-9994 โทรสาร: 0-2319-9536
929.929/1 Sol Pattanakarn Rd., Suanluang, Bangkok 10250
Ins@at (Tel.) 0-2319-9994 Ins@at (Fax) 0-2319-9536 website : www.automation.co.th

MTOC : L-1002/2022

Report No. : ALS-799/02

List of Consumable, Maintenance parts

Pos.	Part Number	Part Name	Result	Exchange	Recommended Interval
1.	017-27021-01	Grease Paste, Lubricant 100g	O.K.		1 time per year
2.	032-22661-02	Belt, 60S2m596, Arm Drive	O.K.		1 time per year Depending on condition
3.	034-03067-02	Spring, F-642, Arm Drive	O.K.		Depending on condition
4.	042-00405-11	Pump Head, for ASI Rinse Pump	O.K.		After 300 h of operating
5.	638-41448-01	(only ASI-V 24mL, 40mL) Std. Needle Type1 24mL, 40mL *	N/A		Depending on condition
6.	638-41448-02	(for tube 2, 1x1, 6) [Sparge needle] Std. Needle Type1 125mL * (for tube 2, 1x1, 6)	N/A		Depending on condition
7.	631-41660-03	Flare Pipe 2x1.5x700mm * (for Standard Needle Type1 24mL, 40mL, 125mL)	N/A		Depending on condition (may cut to origin length 600mm)
8.	638-41450-01	Particles, * Needle for Suspended 0.8mm (only ASI-V 24mL, 40mL)	N/A		Depending on condition
9.	638-41450-01	Std. Needle Type2 125mL * (for tube 1.4x0.9)	N/A		Depending on condition
10.	638-41472-01	Std. Needle Type2 24mL, 40mL *	O.K.		Depending on condition
11.	631-41660-02	Flare Pipe 1.4x0.9x600mm * (for Suspended + Needle Type2)	O.K.		Depending on condition
12.	638-41449-01	Double Needle , only 24mL, 40mL (simultaneous sparge type) *	N/A		Depending on condition
13.	631-41660-01	Flare Pipe 1.1x0.6x600mm * (for Double Needle 24mL, 40mL)	N/A		Depending on condition

*Note: needed parts depending on installed needle types!

Inspection by : Peerapong Sangpan
(Mr. Peerapong Sangpan)
Technician

SHIMADZU ANALYZER
3/3

ศูนย์บริการลูกค้า (Industrial Automation Division)
F. 0-2318-4961 E-mail : atsc@automation.co.th
ศูนย์บริการลูกค้า (Office Automation Division)
F. 0-2318-0200 E-mail : marketing-oi@automation.co.th
สาขากรุงเทพฯ Rayong Branch
1/15 หมู่ 4 ตำบลบึงนาราง อำเภอสว่าง 21150
1/15 Huaypong, Muang, Rayong 21150
Tel. 038-692-152 Fax. 038-692-345

[illegible]

Report No. : ALS-416/02

Addition test

Inspection by : Peerapong Sangpan
(Mr. Peerapong Sangpan)
Technician

SHIMADZU ANALYZER

[illegible]

0-2319-9291/1 ขอพัฒนาการ พัฒนาหลวง เพชรหลวง กรุงเทพฯ 10250
0-2319-9291/1 Soi Pattanakarn 30, Pattanakarn Rd., Suanluang, Suanluang, Bangkok 10250
Insarwit (Tel.) 0-2319-9994 Insars (FAX) 0-2319-9596 website : www.a1omation.co.th

Report No. : ALS-416/02

Maintenance Sheet

Inspection by :

(Mr. Peerapong Sangpan)
Technician

SHIMADZU ANALYZER

สาขา: รอยง รามภณ Branch 2/4
122/5 หมู่ 4 ตำบลบ้านกลาง อำเภอดอยสะเก็ด 21150
038-692-152 Fax. 038-692-345
Tel. 038-692-152 Fax. 038-692-345

น.27/127

TOC-Control L Report

2022_10_01_PW-02.RC

Inst. Information

Instrument Options
Catalyst

TOC/AS/IC Unit/
Regular Sensitivity

Cal. Curve

Sample Name:
Sample ID:
Cal. Curve:
Status:

Unitless
TC 0.1 - 20 ppm 2022_10_03_14_08_24 cal
Completed

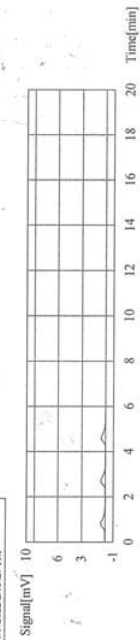
Type	Area
Standard	TC

Conc: 0.000mg/L

No.	Area	Inj Vol	Aux CH	Rem	Ex	Date / Time
1	1.413	5.00	1.00	*****	E	05/2022 2:11:11 PM
2	1.368	5.00	1.00	*****		05/2022 2:13:20 PM
3	1.381	5.00	1.00	*****		05/2022 2:15:29 PM

Acid Add
Mean Area
SD Area
CV Area

0.009%
1.325
0.00919
0.07%

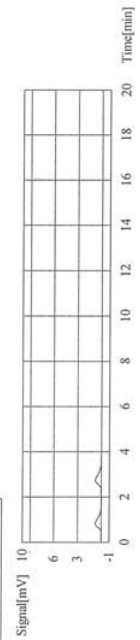


Conc: 0.1000mg/L

No.	Area	Inj Vol	Aux CH	Rem	Ex	Date / Time
1	2.165	5.00	10.00	*****		05/2022 2:21:03 PM
2	2.153	5.00	10.00	*****		05/2022 2:23:07 PM

Acid Add
Mean Area
SD Area
CV Area

0.009%
2.159
0.00849
0.39%

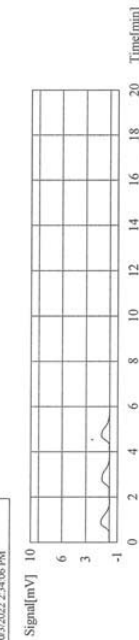


Conc: 0.5000mg/L

No.	Area	Inj Vol	Aux CH	Rem	Ex	Date / Time
1	4.159	5.00	2.00	*****	E	05/2022 2:29:48 PM
2	3.808	5.00	2.00	*****		05/2022 2:31:58 PM
3	3.922	5.00	2.00	*****		05/2022 2:44:06 PM

Acid Add
Mean Area
SD Area
CV Area

0.009%
3.865
0.08061
2.09%



Conc: 1.000mg/L

No.	Area	Inj Vol	Aux CH	Rem	Ex	Date / Time
1	6.174	5.00	1.00	*****		05/2022 2:37:11 PM
2	6.210	5.00	1.00	*****		05/2022 2:39:27 PM

Acid Add
Mean Area
SD Area
CV Area

0.009%
6.192
0.08061
1.29%



บริษัท ออโตเมชัน เซอร์วิส จำกัด
Automation Service Co.,Ltd.

929 929/1 เซอร์วิส 30 ถนนพหลโยธิน แขวงจตุจักร กรุงเทพฯ 10250
929 929/1 Sol Pattanakarn Rd., Suanluang, Bangkok 10250
Ins@at (Tel.) 0-2319-9994 Ins@at (Fax) 0-2319-9596 website : www.automation.co.th

MTOC : L-1001/2022

Report No. : ALS-416/02

List of Consumable, Maintenance parts

Pos.	Part Number	Part Name	Result	Exchange	Recommended Interval
1.	036-11209-84	O-ring, 4D P10A (Viton , for TC,IC Slider)	O.K.	✓	1 time per year, Depending on condition
2.	036-11219-84	O-ring, 4D P20 (for sealing TC-Combustion tube)	O.K.	✓	1 time per year, Depending on condition
3.	638-15025	O-ring, PIFE (for TC,IC-Slider)	O.K.		1 time per year, Depending on condition
4.	630-00105-01	Platinum net, (2pcs-set) (to support catalyst)	O.K.		6 month same time as catalyst exchange
5.	630-00557	Silica Wool (to support catalyst)	O.K.		6 month same time as catalyst exchange
6.	630-00992	Halogen Scrubber	O.K.	✓	6 month
7.	630-00996	High Sensitivity TC Catalyst (When installed)	N/A		Depending on condition
8.	638-60116	Regular Catalyst (33g) (When installed)	O.K.	✓	6 month
9.	638-56251-01	8-Port valve rotor	O.K.		1 time per year
10.	638-41323	TC-Combustion Tube	O.K.		6 month same time as catalyst exchange
11.	631-43404-01	Packing, gasket slider (for TC-Injection tube)	O.K.		1 time per year, Depending on condition
12.	638-59296	Syringe 5mL	O.K.		Depending on condition
13.	638-59296-01	Plunger Tip (for syringe 5mL)	O.K.	✓	6 month
14.	042-00405-11	IC reagent supply pump head	O.K.		1 time per year
15.	630-00999	CO2-Absorber (for cell space purge)	O.K.	✓	1 time per year
16.	630-00964	Molecular Sieves 13x	O.K.		1 time per year

Note. Table indicates the guidelines replacement periods when NPOC measurement is performed on sample that are comparatively as clean as tap water ,use standard catalyst and at a rate of about 500 sample per month (operating five days a week)

Inspector By

Peerapong Sangpan

(Mr. Peerapong Sangpan)
Technician

SHIMADZU ANALYZER

สาขา รังสิต รังสิต Branch
1/15 หมู่ 4 ตำบลบึงนาราง อำเภอเมือง จังหวัดพิจิตร 35000
122/5 Moo 4, Banlung, Muang, Lamphun 51000
Tel./Fax. 053-581-876

ศูนย์บริการลูกค้า (Industrial Automation Division)
F. 0-2318-4961 E-mail : ats@automation.co.th
ศูนย์บริการลูกค้า (Office Automation Division)
F. 0-2318-0200 E-mail : marketing-ot@automation.co.th

TOC-Control L Report

2022_10_03_001_PMA-02-UK

Instrument Information

Instrument Options
Catalyst

TOC/ASI/IC Unit/
Regular Sensitivity

Sample

Sample Name:
Sample ID:
Origin:
Status:
Chk. Result

TC-5
United
TC 0.1 - 20 ppm cal
Completed

Type	Area	Manual Dilution	Report
Unknown	TC	1.000	TC 5.47mg/L

1. Det

Avail: TC

No.	Area	Conc.	PI/Vol	Aut. Cal	Ex.	Date/Time
1	24.68	5.432mg/L	50ul	1.000		10/03/2022 3:23:07 PM
2	24.61	5.430mg/L	50ul	1.000		10/03/2022 3:25:38 PM



24.25
5.477mg/L

TOC-Control L Report

2022_10_03_001_PMA-02-UK

Acid Add
Acid Area
SD Area
CV Area

0.000%
0.000%
0.02446
0.411%



Conc: 5.000mg/L

No.	Area	PI/Vol	Aut. Cal	Ex.	Date/Time
1	23.81	50ul	4.000	*****	10/03/2022 2:45:27 PM
2	23.74	50ul	4.000	*****	10/03/2022 2:48:07 PM

Acid Add
Mean Area
SD Area
CV Area

0.000%
23.78
0.04950
0.211%



Conc: 10.00mg/L

No.	Area	PI/Vol	Aut. Cal	Ex.	Date/Time
1	46.16	50ul	2.000	*****	10/03/2022 2:54:27 PM
2	46.15	50ul	2.000	*****	10/03/2022 2:57:11 PM

Acid Add
Mean Area
SD Area
CV Area

0.000%
46.16
0.00707
0.02%



Conc: 20.00mg/L

No.	Area	PI/Vol	Aut. Cal	Ex.	Date/Time
1	90.44	50ul	1.000	*****	10/03/2022 3:00:47 PM
2	89.71	50ul	1.000	*****	10/03/2022 3:03:32 PM

Acid Add
Mean Area
SD Area
CV Area

0.000%
90.08
0.5162
0.57%



TOC-Control L Report

2022_10_03_001_PM-02.RS

Instrument Information

Instrument Options
Catalyst

TOC/ASI/IC Unit/
Regular Sensitivity

Sample

Sample Name:
Sample ID:
Origin:
Status:
Chk. Result:

Water
United
TC 0.1 - 20 ppm cal
Completed

Type	Area	Manual Dilution	Result
Unknown	TC	1.004	TC 0.441 mg/L

1. Det

Anal: TC

No.	Area	Conc.	F1 V3	AUT D1	Ex	Cal Curve	Date/Time
1	2.000	0.441 mg/L	504.4	1.004		TC 0.1 - 20 ppm 2022_10_03_14:08_24 cal	10/3/2022 3:28:37 PM
2	1.954	0.431 mg/L	504.4	1.004		TC 0.1 - 20 ppm 2022_10_03_14:08_24 cal	10/3/2022 3:30:46 PM

Mean Area
Mean Conc

1.954
0.441 mg/L

